


**PHILIPPINE INSTITUTE OF TRADITIONAL AND ALTERNATIVE HEALTH CARE**  
**STATEMENT OF FINANCIAL PERFORMANCE**  
**FOR THE YEAR ENDED 2023 - 2025 (January)**

|  | 2023<br>(Audited)  | 2024<br>(Audited)  | January 2025<br>(Tentative) |
|--|--------------------|--------------------|-----------------------------|
| <b>REVENUE</b>                           |                    |                    |                             |
| Service Income                           | 134,778            | 180,327            | 131,787                     |
| Business Income                          | 755,920            | 712,434            | 688,715                     |
| Shares, Grants and Donations             | -                  | -                  | -                           |
| Gains                                    | -                  | -                  | -                           |
| <b>Total Revenue</b>                     | <b>890,697</b>     | <b>892,761</b>     | <b>820,502</b>              |
| <b>LESS: CURRENT OPERATING EXPENSES</b>  |                    |                    |                             |
| Personal Services                        | 5,075,702          | 5,462,429          | 5,578,638                   |
| Maintenance and Other Operating Expenses | 998,550            | 1,495,982          | 2,591,791                   |
| Financial Expenses                       | -                  | 100                | -                           |
| Direct Costs                             | 82,272             | 28,829             | 54,044                      |
| Non-Cash Expenses                        | 785,869            | 1,083,429          | 750,748                     |
| <b>Total Current Operating Expenses</b>  | <b>6,942,393</b>   | <b>8,070,769</b>   | <b>8,975,221</b>            |
| <b>Deficit from Current Operations</b>   | <b>(6,051,695)</b> | <b>(7,178,008)</b> | <b>(8,154,719)</b>          |
| Other Non-Operating Income               | -                  | 820                | -                           |
| Losses                                   | -                  | -                  | -                           |
| Discount and Rebates                     | -                  | -                  | -                           |
| <b>Deficit before Tax</b>                | <b>(6,051,695)</b> | <b>(7,177,188)</b> | <b>(8,154,719)</b>          |
| Income Tax Expense                       | -                  | -                  | -                           |
| <b>Deficit after Tax</b>                 | <b>(6,051,695)</b> | <b>(7,177,188)</b> | <b>(8,154,719)</b>          |
| Subsidy from the National Government     | -                  | -                  | 8,530,000                   |
| <b>Net Surplus for the Period</b>        | <b>(6,051,695)</b> | <b>(7,177,188)</b> | <b>375,281</b>              |

Prepared by:

Approved by:

  
**MARY SHANE D. SALESALÉ**  
 Accountant III


  
**MA. TERESA C. INIGO, MD, FCAM, CESE**  
 Director General

**PHILIPPINE INSTITUTE OF TRADITIONAL AND ALTERNATIVE HEALTH CARE**  
**STATEMENT OF FINANCIAL PERFORMANCE**  
**FOR THE YEAR ENDED 2023 - 2025 (February)**

|  | 2023<br>(Audited)   | 2024<br>(Audited)   | February 2025<br>(Tentative) |
|--|---------------------|---------------------|------------------------------|
| <b>REVENUE</b>                           |                     |                     |                              |
| Service Income                           | 437,158             | 616,194             | 721,048                      |
| Business Income                          | 1,281,345           | 1,971,048           | 2,447,252                    |
| Shares, Grants and Donations             | -                   | -                   | -                            |
| Gains                                    | -                   | 17,250              | -                            |
| <b>Total Revenue</b>                     | <b>1,718,503</b>    | <b>2,604,491</b>    | <b>3,168,299</b>             |
| <b>LESS: CURRENT OPERATING EXPENSES</b>  |                     |                     |                              |
| Personal Services                        | 11,137,171          | 11,778,608          | 12,036,484                   |
| Maintenance and Other Operating Expenses | 3,312,518           | 4,424,845           | 5,626,606                    |
| Financial Expenses                       | -                   | 200                 | -                            |
| Direct Costs                             | 159,467             | 669,711             | 1,086,876                    |
| Non-Cash Expenses                        | 1,567,680           | 1,838,552           | 1,499,990                    |
| <b>Total Current Operating Expenses</b>  | <b>16,176,836</b>   | <b>18,711,916</b>   | <b>20,249,956</b>            |
| <b>Deficit from Current Operations</b>   | <b>(14,458,333)</b> | <b>(16,107,424)</b> | <b>(17,081,657)</b>          |
| Other Non-Operating Income               | -                   | 1,320               | -                            |
| Losses                                   | -                   | -                   | -                            |
| Discount and Rebates                     | -                   | -                   | -                            |
| <b>Deficit before Tax</b>                | <b>(14,458,333)</b> | <b>(16,106,104)</b> | <b>(17,081,657)</b>          |
| Income Tax Expense                       | -                   | -                   | -                            |
| <b>Deficit after Tax</b>                 | <b>(14,458,333)</b> | <b>(16,106,104)</b> | <b>(17,081,657)</b>          |
| Subsidy from the National Government     | 21,770,000          | 28,977,000          | 25,497,000                   |
| <b>Net Surplus for the Period</b>        | <b>7,311,667</b>    | <b>12,870,896</b>   | <b>8,415,343</b>             |

Prepared by:

Approved by:

  
**MARY SHANE D. SALESAL**  
Accountant III

  
**MA. TERESA C. INIGO, MD, FCAM, CESE**  
Director General

**PHILIPPINE INSTITUTE OF TRADITIONAL AND ALTERNATIVE HEALTH CARE**  
**STATEMENT OF FINANCIAL PERFORMANCE**  
**FOR THE YEAR ENDED 2023 - 2025 (March)**

|  | 2023<br>(Audited)   | 2024<br>(Audited)   | March 2025<br>(Tentative) |
|--|---------------------|---------------------|---------------------------|
| <b>REVENUE</b>                           |                     |                     |                           |
| Service Income                           | 1,146,104           | 800,076             | 1,004,759                 |
| Business Income                          | 1,960,792           | 3,407,269           | 6,789,760                 |
| Shares, Grants and Donations             | -                   | -                   | -                         |
| Gains                                    | 6,250               | 17,250              | 46,350                    |
| <b>Total Revenue</b>                     | <b>3,113,145</b>    | <b>4,224,594</b>    | <b>7,840,869</b>          |
| <b>LESS: CURRENT OPERATING EXPENSES</b>  |                     |                     |                           |
| Personal Services                        | 18,626,055          | 18,521,659          | 18,334,482                |
| Maintenance and Other Operating Expenses | 5,832,237           | 6,665,219           | 8,535,849                 |
| Financial Expenses                       | 200                 | 3,400               | 400                       |
| Direct Costs                             | 345,948             | 1,226,792           | 3,756,205                 |
| Non-Cash Expenses                        | 2,346,961           | 2,965,883           | 2,236,830                 |
| <b>Total Current Operating Expenses</b>  | <b>27,151,400</b>   | <b>29,382,952</b>   | <b>32,863,766</b>         |
| <b>Deficit from Current Operations</b>   | <b>(24,038,254)</b> | <b>(25,158,358)</b> | <b>(25,022,897)</b>       |
| Other Non-Operating Income               | 2,700               | 1,520               | 200                       |
| Losses                                   | -                   | -                   | -                         |
| Discount and Rebates                     | -                   | -                   | -                         |
| <b>Deficit before Tax</b>                | <b>(24,035,554)</b> | <b>(25,156,838)</b> | <b>(25,022,697)</b>       |
| Income Tax Expense                       | -                   | -                   | -                         |
| <b>Deficit after Tax</b>                 | <b>(24,035,554)</b> | <b>(25,156,838)</b> | <b>(25,022,697)</b>       |
| Subsidy from the National Government     | 32,362,000          | 43,464,000          | 33,427,000                |
| <b>Net Surplus for the Period</b>        | <b>8,326,446</b>    | <b>18,307,162</b>   | <b>8,404,303</b>          |

Prepared by:

  
**MARY SHANE D. SALESale**  
 Accountant III


Approved by:

  
**MA. TERESA C. INIGO, MD, FCAM, CESE**  
 Director General

**PHILIPPINE INSTITUTE OF TRADITIONAL AND ALTERNATIVE HEALTH CARE**  
**STATEMENT OF FINANCIAL PERFORMANCE**  
**FOR THE YEAR ENDED 2023 - 2025 (April)**

|  | 2023<br>(Audited)   | 2024<br>(Audited)   | April 2025<br>(Tentative) |
|--|---------------------|---------------------|---------------------------|
| <b>REVENUE</b>                           |                     |                     |                           |
| Service Income                           | 1,485,712           | 1,118,887           | 1,344,657                 |
| Business Income                          | 2,867,602           | 5,158,327           | 10,507,320                |
| Shares, Grants and Donations             | -                   | 4,363,430           | -                         |
| Gains                                    | 7,500               | 17,250              | 46,350                    |
| <b>Total Revenue</b>                     | <b>4,360,814</b>    | <b>10,657,894</b>   | <b>11,898,327</b>         |
| <b>LESS: CURRENT OPERATING EXPENSES</b>  |                     |                     |                           |
| Personal Services                        | 24,338,872          | 27,864,187          | 24,545,991                |
| Maintenance and Other Operating Expenses | 9,359,526           | 9,429,633           | 14,458,288                |
| Financial Expenses                       | 450                 | 3,500               | 500                       |
| Direct Costs                             | 723,813             | 2,150,956           | 5,733,426                 |
| Non-Cash Expenses                        | 5,837,145           | 3,699,026           | 2,938,591                 |
| <b>Total Current Operating Expenses</b>  | <b>40,259,806</b>   | <b>43,147,303</b>   | <b>47,676,796</b>         |
| <b>Deficit from Current Operations</b>   | <b>(35,898,992)</b> | <b>(32,489,409)</b> | <b>(35,778,469)</b>       |
| Other Non-Operating Income               | 2,797               | 2,677               | 413,040                   |
| Losses                                   | -                   | -                   | -                         |
| Discount and Rebates                     | -                   | -                   | -                         |
| <b>Deficit before Tax</b>                | <b>(35,896,195)</b> | <b>(32,486,732)</b> | <b>(35,365,428)</b>       |
| Income Tax Expense                       | -                   | -                   | -                         |
| <b>Deficit after Tax</b>                 | <b>(35,896,195)</b> | <b>(32,486,732)</b> | <b>(35,365,428)</b>       |
| Subsidy from the National Government     | 45,144,000          | 52,982,000          | 45,297,000                |
| <b>Net Surplus for the Period</b>        | <b>9,247,805</b>    | <b>20,495,268</b>   | <b>9,931,572</b>          |

Prepared by:

  
**MARY SHANE D. SALESale**  
Accountant III

Approved by:

  
**MA. TERESA C. IÑIGO, MD, FCAM, CESE**  
Director General

**PHILIPPINE INSTITUTE OF TRADITIONAL AND ALTERNATIVE HEALTH CARE**  
**STATEMENT OF FINANCIAL PERFORMANCE**  
**FOR THE YEAR ENDED 2023 - 2025 (May)**

|  | 2023<br>(Audited)   | 2024<br>(Audited)   | May 2025<br>(Tentative) |
|--|---------------------|---------------------|-------------------------|
| <b>REVENUE</b>                           |                     |                     |                         |
| Service Income                           | 1,916,650           | 1,391,942           | 1,708,563               |
| Business Income                          | 3,447,515           | 8,029,821           | 10,999,505              |
| Shares, Grants and Donations             | -                   | 4,363,430           | -                       |
| Gains                                    | 7,500               | 17,250              | 46,350                  |
| <b>Total Revenue</b>                     | <b>5,371,665</b>    | <b>13,802,442</b>   | <b>12,754,419</b>       |
| <b>LESS: CURRENT OPERATING EXPENSES</b>  |                     |                     |                         |
| Personal Services                        | 34,443,416          | 38,706,549          | 36,330,702              |
| Maintenance and Other Operating Expenses | 12,336,353          | 16,615,212          | 17,529,917              |
| Financial Expenses                       | 3,650               | 3,500               | 500                     |
| Direct Costs                             | 908,863             | 3,656,178           | 5,773,824               |
| Non-Cash Expenses                        | 6,636,129           | 4,479,880           | 3,609,564               |
| <b>Total Current Operating Expenses</b>  | <b>54,328,411</b>   | <b>63,461,319</b>   | <b>63,244,508</b>       |
| <b>Deficit from Current Operations</b>   | <b>(48,956,746)</b> | <b>(49,658,877)</b> | <b>(50,490,089)</b>     |
| Other Non-Operating Income               | 3,099               | 2,777               | 413,040                 |
| Losses                                   | -                   | -                   | -                       |
| Discount and Rebates                     | -                   | -                   | -                       |
| <b>Deficit before Tax</b>                | <b>(48,953,647)</b> | <b>(49,656,100)</b> | <b>(50,077,048)</b>     |
| Income Tax Expense                       | (21,294)            | (40,064)            | (51,581)                |
| <b>Deficit after Tax</b>                 | <b>(48,974,941)</b> | <b>(49,696,164)</b> | <b>(50,128,629)</b>     |
| Subsidy from the National Government     | 63,018,000          | 64,660,000          | 72,578,000              |
| <b>Net Surplus for the Period</b>        | <b>14,043,059</b>   | <b>14,963,836</b>   | <b>22,449,371</b>       |

Prepared by:

  
**MARY SHANE D. SALESale**  
Accountant III

Approved by:

  
**MA. TERESA C. INIGO, MD, FCAM, CESE**  
Director General