



**PHILIPPINE INSTITUTE OF TRADITIONAL AND ALTERNATIVE HEALTH CARE**  
**STATEMENT OF FINANCIAL POSITION**  
As at Year 2023 - 2025 (January)

	2023 Audited	2024 Audited	January 2025 Tentative
<b>ASSETS</b>			
<b>Current Assets</b>			
Cash and Cash Equivalents	93,422,129	110,678,328	143,793,964
Financial Assets	92,482,037	93,045,492	93,613,935
Receivables	56,859,587	46,475,672	46,405,634
Inventories	26,741,240	11,505,401	20,071,599
Other Current Assets	984,317	1,259,850	3,327,137
<b>Total Current Assets</b>	<b>270,489,311</b>	<b>262,964,743</b>	<b>307,212,268</b>
<b>Non-Current Assets</b>			
Property, Plant and Equipment - Net	104,815,300	106,368,670	107,588,831
Intangible Assets	1,469,867	-	-
Biological Assets	131,800	128,300	57,650
Other Non-Current Assets	114,660	-	170,264
<b>Total Non-Current Assets</b>	<b>106,531,628</b>	<b>106,496,970</b>	<b>107,816,745</b>
<b>TOTAL ASSETS</b>	<b>377,020,939</b>	<b>369,461,713</b>	<b>415,029,014</b>
<b>LIABILITIES</b>			
<b>Current Liabilities</b>			
Financial Liabilities	4,508,216	4,450,139	9,730,125
Inter-Agency Payables	14,593,677	2,452,791	3,093,114
Trust Liabilities	1,262,918	1,019,417	2,369,409
Deferred Credits/Unearned Income	259,579	184,404	672,933
Leave Benefits Payable	35,908,080	39,075,139	40,343,371
Other Payables	78,645	79,395	79,395
<b>Total Current Liabilities</b>	<b>56,611,114</b>	<b>47,261,286</b>	<b>56,288,347</b>
<b>Non-Current Liabilities</b>			
Total Non-Current Liabilities	-	-	-
<b>TOTAL LIABILITIES</b>	<b>56,611,114</b>	<b>47,261,286</b>	<b>56,288,347</b>
<b>TOTAL ASSETS LESS TOTAL LIABILITIES</b>	<b>320,409,824</b>	<b>322,200,427</b>	<b>358,740,666</b>
<b>NET ASSETS/EQUITY</b>			
Government Equity	320,409,824	322,200,427	358,740,666
<b>TOTAL NET ASSETS/EQUITY</b>	<b>320,409,824</b>	<b>322,200,427</b>	<b>358,740,666</b>

Prepared by:

Approved by:

  
**MARY SHANE D. SALESALÉ**  
Accountant III

  
**MA. TERESA C. INIGO, MD, FCAM, CESE**  
Director General

# PHILIPPINE INSTITUTE OF TRADITIONAL AND ALTERNATIVE HEALTH CARE


## STATEMENT OF FINANCIAL POSITION


As at Year 2023 - 2025 (February)

	2023 Audited	2024 Audited	February 2025 Tentative
<b>ASSETS</b>			
<b>Current Assets</b>			
Cash and Cash Equivalents	105,234,551	129,795,635	148,571,502
Financial Assets	92,482,037	93,045,492	93,613,935
Receivables	56,375,265	45,841,244	47,185,559
Inventories	26,598,295	10,813,432	19,831,841
Other Current Assets	1,198,441	1,763,500	3,185,738
<b>Total Current Assets</b>	<b>281,888,588</b>	<b>281,259,303</b>	<b>312,388,575</b>
<b>Non-Current Assets</b>			
Property, Plant and Equipment - Net	104,292,589	105,037,656	106,827,303
Intangible Assets	1,469,867	-	-
Biological Assets	130,700	131,000	49,150
Other Non-Current Assets	114,660	-	170,264
<b>Total Non-Current Assets</b>	<b>106,007,817</b>	<b>105,168,656</b>	<b>107,046,717</b>
<b>TOTAL ASSETS</b>	<b>387,896,404</b>	<b>386,427,959</b>	<b>419,435,292</b>
<b>LIABILITIES</b>			
<b>Current Liabilities</b>			
Financial Liabilities	2,639,874	3,938,314	9,552,710
Inter-Agency Payables	14,956,917	2,507,892	2,785,711
Trust Liabilities	1,229,434	1,019,417	1,960,411
Deferred Credits/Unearned Income	394,676	179,733	424,937
Leave Benefits Payable	35,905,915	39,075,139	37,851,399
Other Payables	78,645	79,395	79,395
<b>Total Current Liabilities</b>	<b>55,205,462</b>	<b>46,799,890</b>	<b>52,654,564</b>
<b>Non-Current Liabilities</b>			
Total Non-Current Liabilities	-	-	-
<b>TOTAL LIABILITIES</b>	<b>55,205,462</b>	<b>46,799,890</b>	<b>52,654,564</b>
<b>TOTAL ASSETS LESS TOTAL LIABILITIES</b>	<b>332,690,943</b>	<b>339,628,069</b>	<b>366,780,728</b>
<b>NET ASSETS/EQUITY</b>			
Government Equity	332,690,943	339,628,069	366,780,728
<b>TOTAL NET ASSETS/EQUITY</b>	<b>332,690,943</b>	<b>339,628,069</b>	<b>366,780,728</b>

Prepared by:

Approved by:

  
**MARY SHANE D. SALESale**  
 Accountant III

  
**MA. TERESA C. INIGO MD, FCAM, CESE**  
 Director General

# PHILIPPINE INSTITUTE OF TRADITIONAL AND ALTERNATIVE HEALTH CARE

## STATEMENT OF FINANCIAL POSITION


As at Year 2023 - 2025 (March)

	2023 Audited	2024 Audited	March 2025 Tentative
<b>ASSETS</b>			
<b>Current Assets</b>			
Cash and Cash Equivalents	99,845,697	134,939,231	152,848,817
Financial Assets	92,482,037	93,045,492	93,613,935
Receivables	45,311,416	46,565,501	42,200,541
Inventories	26,719,121	10,512,519	21,373,408
Other Current Assets	1,097,012	1,681,212	3,498,329
<b>Total Current Assets</b>	<b>265,455,283</b>	<b>286,743,955</b>	<b>313,535,030</b>
<b>Non-Current Assets</b>			
Property, Plant and Equipment - Net	105,725,444	104,502,076	106,315,448
Intangible Assets	1,469,867	-	-
Biological Assets	135,150	129,750	95,500
Other Non-Current Assets	114,660	-	133,007
<b>Total Non-Current Assets</b>	<b>107,445,121</b>	<b>104,631,826</b>	<b>106,543,955</b>
<b>TOTAL ASSETS</b>	<b>372,900,404</b>	<b>391,375,781</b>	<b>420,078,985</b>
<b>LIABILITIES</b>			
<b>Current Liabilities</b>			
Financial Liabilities	4,409,016	3,175,646	10,719,428
Inter-Agency Payables	14,301,798	2,737,847	2,266,643
Trust Liabilities	1,253,188	1,027,646	1,986,635
Deferred Credits/Unearned Income	294,781	206,533	405,796
Leave Benefits Payable	35,905,915	39,075,139	37,851,399
Other Payables	78,645	79,395	79,395
<b>Total Current Liabilities</b>	<b>56,243,343</b>	<b>46,302,206</b>	<b>53,309,297</b>
<b>Non-Current Liabilities</b>			
Total Non-Current Liabilities	-	-	-
<b>TOTAL LIABILITIES</b>	<b>56,243,343</b>	<b>46,302,206</b>	<b>53,309,297</b>
<b>TOTAL ASSETS LESS TOTAL LIABILITIES</b>	<b>316,657,061</b>	<b>345,073,576</b>	<b>366,769,688</b>
<b>NET ASSETS/EQUITY</b>			
Government Equity	316,657,061	345,073,576	366,769,688
<b>TOTAL NET ASSETS/EQUITY</b>	<b>316,657,061</b>	<b>345,073,576</b>	<b>366,769,688</b>

Prepared by:

  
**MARY SHANE D. SALESALÉ**  
 Accountant III

Approved by:

  
**MA. TERESA C. INIGO, MD, FCAM, CESE**  
 Director General

# PHILIPPINE INSTITUTE OF TRADITIONAL AND ALTERNATIVE HEALTH CARE


## STATEMENT OF FINANCIAL POSITION


As at Year 2023 - 2025 (April)

	2023 Audited	2024 Audited	April 2025 Tentative
<b>ASSETS</b>			
<b>Current Assets</b>			
Cash and Cash Equivalents	103,977,669	132,223,893	152,404,033
Financial Assets	92,482,037	93,045,492	93,613,935
Receivables	43,686,806	47,022,980	45,185,649
Inventories	25,134,268	10,146,966	23,285,183
Other Current Assets	1,104,235	1,774,593	3,434,019
<b>Total Current Assets</b>	<b>266,385,015</b>	<b>284,213,924</b>	<b>317,922,819</b>
<b>Non-Current Assets</b>			
Property, Plant and Equipment - Net	104,929,780	108,445,203	105,695,133
Intangible Assets	1,469,867	-	-
Biological Assets	74,250	129,750	90,000
Other Non-Current Assets	114,660	461,007	133,007
<b>Total Non-Current Assets</b>	<b>106,588,557</b>	<b>109,035,961</b>	<b>105,918,140</b>
<b>TOTAL ASSETS</b>	<b>372,973,572</b>	<b>393,249,884</b>	<b>423,840,959</b>
<b>LIABILITIES</b>			
<b>Current Liabilities</b>			
Financial Liabilities	3,366,204	3,490,406	12,663,818
Inter-Agency Payables	14,608,046	1,955,943	2,762,278
Trust Liabilities	1,162,331	1,179,513	1,968,814
Deferred Credits/Unearned Income	349,309	225,019	391,229
Leave Benefits Payable	35,142,433	39,075,139	37,851,399
Other Payables	78,645	79,395	79,395
<b>Total Current Liabilities</b>	<b>54,706,968</b>	<b>46,005,416</b>	<b>55,716,932</b>
<b>Non-Current Liabilities</b>			
Total Non-Current Liabilities	-	-	-
<b>TOTAL LIABILITIES</b>	<b>54,706,968</b>	<b>46,005,416</b>	<b>55,716,932</b>
<b>TOTAL ASSETS LESS TOTAL LIABILITIES</b>	<b>318,266,605</b>	<b>347,244,469</b>	<b>368,124,027</b>
<b>NET ASSETS/EQUITY</b>			
Government Equity	318,266,605	347,244,469	368,124,027
<b>TOTAL NET ASSETS/EQUITY</b>	<b>318,266,605</b>	<b>347,244,469</b>	<b>368,124,027</b>

Prepared by:

Approved by:

  
**MARY SHANE D. SALESale**  
 Accountant III

  
**MA. TERESA C. INIGO, MD, FCAM, CESE**  
 Director General





# PHILIPPINE INSTITUTE OF TRADITIONAL AND ALTERNATIVE HEALTH CARE


## STATEMENT OF FINANCIAL POSITION


As at Year 2023 - 2025 (May)

	2023 Audited	2024 Audited	May 2025 Tentative
<b>ASSETS</b>			
<b>Current Assets</b>			
Cash and Cash Equivalents	106,038,147	130,624,890	167,800,365
Financial Assets	92,482,037	93,045,492	93,613,935
Receivables	43,465,092	44,953,008	41,291,750
Inventories	26,981,308	12,496,857	23,920,438
Other Current Assets	989,297	1,652,191	3,370,975
<b>Total Current Assets</b>	<b>269,955,881</b>	<b>282,772,438</b>	<b>329,997,463</b>
<b>Non-Current Assets</b>			
Property, Plant and Equipment - Net	104,928,546	107,685,663	105,150,374
Intangible Assets	1,469,867	-	-
Biological Assets	68,250	127,000	78,750
Other Non-Current Assets	114,660	461,007	133,007
<b>Total Non-Current Assets</b>	<b>106,581,323</b>	<b>108,273,670</b>	<b>105,362,131</b>
<b>TOTAL ASSETS</b>	<b>376,537,205</b>	<b>391,046,108</b>	<b>435,359,593</b>
<b>LIABILITIES</b>			
<b>Current Liabilities</b>			
Financial Liabilities	2,197,888	7,054,714	11,402,326
Inter-Agency Payables	14,828,207	1,661,298	3,052,785
Trust Liabilities	1,091,301	1,316,819	1,955,305
Deferred Credits/Unearned Income	249,689	216,533	376,557
Leave Benefits Payable	35,099,022	39,031,728	37,851,399
Other Payables	78,645	79,395	79,395
<b>Total Current Liabilities</b>	<b>53,544,751</b>	<b>49,360,488</b>	<b>54,717,767</b>
<b>Non-Current Liabilities</b>			
Total Non-Current Liabilities	-	-	-
<b>TOTAL LIABILITIES</b>	<b>53,544,751</b>	<b>49,360,488</b>	<b>54,717,767</b>
<b>TOTAL ASSETS LESS TOTAL LIABILITIES</b>	<b>322,992,454</b>	<b>341,685,620</b>	<b>380,641,826</b>
<b>NET ASSETS/EQUITY</b>			
Government Equity	322,992,454	341,685,620	380,641,826
<b>TOTAL NET ASSETS/EQUITY</b>	<b>322,992,454</b>	<b>341,685,620</b>	<b>380,641,826</b>

Prepared by:

Approved by: .

  
**MARY SHANE D. SALESale**  
 Accountant III

  
**MA. TERESA C. INIGO, MD, FCAM, CESE**  
 Director General