

**PHILIPPINE INSTITUTE OF TRADITIONAL AND ALTERNATIVE HEALTH CARE**  
**STATEMENT OF FINANCIAL POSITION**  
As at Year 2022 - 2024 (December)

	2022 Audited	2023 Audited	December 2024 Tentative
<b>ASSETS</b>			
<b>Current Assets</b>			
Cash and Cash Equivalents	105,290,320	121,968,147	149,707,406
Financial Assets	92,200,825	92,761,025	93,330,831
Receivables	56,907,829	46,873,269	45,338,442
Inventories	26,444,206	11,784,767	19,851,676
Other Current Assets	945,967	1,105,458	3,033,994
<b>Total Current Assets</b>	<b>281,789,147</b>	<b>274,492,666</b>	<b>311,262,349</b>
<b>Non-Current Assets</b>			
Property, Plant and Equipment - Net	105,610,052	107,152,105	108,334,138
Intangible Assets	1,469,867	-	-
Deferred Tax Assets	40,961	-	-
Biological Assets	139,150	128,300	70,150
Other Non-Current Assets	114,660	-	170,264
<b>Total Non-Current Assets</b>	<b>107,374,690</b>	<b>107,280,405</b>	<b>108,574,552</b>
<b>TOTAL ASSETS</b>	<b>389,163,837</b>	<b>381,773,071</b>	<b>419,836,901</b>
<b>LIABILITIES</b>			
<b>Current Liabilities</b>			
Financial Liabilities	10,587,861	10,262,589	15,269,310
Inter-Agency Payables	14,320,935	1,666,052	3,272,444
Trust Liabilities	1,178,244	1,016,489	1,665,830
Deferred Credits/Unearned Income	270,712	305,993	668,133
Leave Benefits Payable	36,365,951	39,075,139	40,343,371
Other Payables	78,645	79,395	79,395
<b>Total Current Liabilities</b>	<b>62,802,348</b>	<b>52,405,656</b>	<b>61,298,484</b>
<b>Non-Current Liabilities</b>			
Total Non-Current Liabilities	-	-	-
<b>TOTAL LIABILITIES</b>	<b>62,802,348</b>	<b>52,405,656</b>	<b>61,298,484</b>
<b>TOTAL ASSETS LESS TOTAL LIABILITIES</b>	<b>326,361,489</b>	<b>329,367,415</b>	<b>358,538,418</b>
<b>NET ASSETS/EQUITY</b>			
Government Equity	326,361,489	329,367,415	358,538,418
<b>TOTAL NET ASSETS/EQUITY</b>	<b>326,361,489</b>	<b>329,367,415</b>	<b>358,538,418</b>

Prepared by:

Approved by:

  
**MARY SHANE D. SALESALÉ**  
Accountant III

  
**MA. TERESA C. INIGO, MD, FCAM, CESE**  
Director General

# PHILIPPINE INSTITUTE OF TRADITIONAL AND ALTERNATIVE HEALTH CARE

## STATEMENT OF FINANCIAL POSITION

As at Year 2022 - 2024 (November)

	2022 Audited	2023 Audited	November 2024 Tentative
<b>ASSETS</b>			
<b>Current Assets</b>			
Cash and Cash Equivalents	101,600,043	125,963,192	152,864,146
Financial Assets	92,200,825	92,761,025	93,330,831
Receivables	58,800,741	43,215,359	46,335,833
Inventories	28,650,000	19,316,963	18,182,006
Other Current Assets	1,067,156	1,157,335	3,133,717
<b>Total Current Assets</b>	<b>282,318,764</b>	<b>282,413,873</b>	<b>313,846,535</b>
<b>Non-Current Assets</b>			
Property, Plant and Equipment - Net	106,986,574	107,182,406	105,385,494
Intangible Assets	1,033,641	1,469,867	-
Biological Assets	79,750	91,750	56,850
Other Non-Current Assets	241,708	413,876	-
<b>Total Non-Current Assets</b>	<b>108,341,673</b>	<b>109,157,900</b>	<b>105,442,344</b>
<b>TOTAL ASSETS</b>	<b>390,660,437</b>	<b>391,571,773</b>	<b>419,288,879</b>
<b>LIABILITIES</b>			
<b>Current Liabilities</b>			
Financial Liabilities	2,148,809	1,473,848	8,011,862
Inter-Agency Payables	14,849,398	2,869,481	2,925,208
Trust Liabilities	1,165,137	1,043,724	1,523,962
Deferred Credits/Unearned Income	1,030,390	445,963	427,333
Leave Benefits Payable	31,857,089	34,941,634	33,982,208
Other Payables	78,645	78,645	79,395
<b>Total Current Liabilities</b>	<b>51,129,469</b>	<b>40,853,294</b>	<b>46,949,968</b>
<b>Non-Current Liabilities</b>			
Total Non-Current Liabilities	-	-	-
<b>TOTAL LIABILITIES</b>	<b>51,129,469</b>	<b>40,853,294</b>	<b>46,949,968</b>
<b>TOTAL ASSETS LESS TOTAL LIABILITIES</b>	<b>339,530,967</b>	<b>350,718,479</b>	<b>372,338,911</b>
<b>NET ASSETS/EQUITY</b>			
Government Equity	339,530,967	350,718,479	372,338,911
<b>TOTAL NET ASSETS/EQUITY</b>	<b>339,530,967</b>	<b>350,718,479</b>	<b>372,338,911</b>

Prepared by:

Approved by:

  
**MARY SHANE D. SALESale**  
 Accountant III

  
**MA. TERESA C. INIGO, MD, FCAM, CESE**  
 Director General

# PHILIPPINE INSTITUTE OF TRADITIONAL AND ALTERNATIVE HEALTH CARE

## STATEMENT OF FINANCIAL POSITION

As at Year 2022 - 2024 (October)

	2022 Audited	2023 Audited	October 2024 Tentative
<b>ASSETS</b>			
<b>Current Assets</b>			
Cash and Cash Equivalents	111,309,405	121,131,480	151,230,023
Financial Assets	92,200,825	92,761,025	93,330,831
Receivables	55,839,991	42,744,509	42,513,126
Inventories	30,062,909	20,067,100	18,783,243
Other Current Assets	1,055,241	1,209,153	3,215,263
<b>Total Current Assets</b>	<b>290,468,371</b>	<b>277,913,266</b>	<b>309,072,487</b>
<b>Non-Current Assets</b>			
Property, Plant and Equipment - Net	105,656,187	107,998,877	106,087,744
Intangible Assets	1,033,641	1,469,867	-
Biological Assets	86,000	55,750	64,100
Other Non-Current Assets	2,048,507	413,876	-
<b>Total Non-Current Assets</b>	<b>108,824,336</b>	<b>109,938,370</b>	<b>106,151,844</b>
<b>TOTAL ASSETS</b>	<b>399,292,707</b>	<b>387,851,637</b>	<b>415,224,331</b>
<b>LIABILITIES</b>			
<b>Current Liabilities</b>			
Financial Liabilities	2,096,266	2,588,535	7,991,786
Inter-Agency Payables	14,801,513	2,360,810	2,810,921
Trust Liabilities	1,204,301	1,085,241	1,510,697
Deferred Credits/Unearned Income	1,179,095	604,331	1,362,443
Leave Benefits Payable	31,857,089	34,941,634	34,501,086
Other Payables	107,869	78,645	79,395
<b>Total Current Liabilities</b>	<b>51,246,132</b>	<b>41,659,197</b>	<b>48,256,327</b>
<b>Non-Current Liabilities</b>			
Total Non-Current Liabilities	-	-	-
<b>TOTAL LIABILITIES</b>	<b>51,246,132</b>	<b>41,659,197</b>	<b>48,256,327</b>
<b>TOTAL ASSETS LESS TOTAL LIABILITIES</b>	<b>348,046,575</b>	<b>346,192,440</b>	<b>366,968,005</b>
<b>NET ASSETS/EQUITY</b>			
Government Equity	348,046,575	346,192,440	366,968,005
<b>TOTAL NET ASSETS/EQUITY</b>	<b>348,046,575</b>	<b>346,192,440</b>	<b>366,968,005</b>

Prepared by:

Approved by:

  
**MARY SHANE D. SALESale**  
 Accountant III

  
**MA. TERESA C. INIGO, MD, FCAM, CESE**  
 Director General

# PHILIPPINE INSTITUTE OF TRADITIONAL AND ALTERNATIVE HEALTH CARE


## STATEMENT OF FINANCIAL POSITION

As at Year 2022 - 2024 (September)

	2022 Audited	2023 Audited	September 2024 Tentative
<b>ASSETS</b>			
<b>Current Assets</b>			
– Cash and Cash Equivalents	96,891,871	119,403,925	150,527,195
Financial Assets	92,200,825	92,761,025	93,330,831
Receivables	55,960,365	43,162,133	44,902,075
Inventories	30,797,492	27,339,135	17,222,217
Other Current Assets	777,398	1,037,091	3,255,630
<b>Total Current Assets</b>	<b>276,627,951</b>	<b>283,703,310</b>	<b>309,237,948</b>
<b>Non-Current Assets</b>			
Property, Plant and Equipment - Net	106,140,867	108,816,740	106,550,377
Intangible Assets	1,033,641	1,469,867	-
Biological Assets	89,050	55,750	79,350
Other Non-Current Assets	2,048,507	395,512	-
<b>Total Non-Current Assets</b>	<b>109,312,065</b>	<b>110,737,868</b>	<b>106,629,727</b>
<b>TOTAL ASSETS</b>	<b>385,940,016</b>	<b>394,441,178</b>	<b>415,867,675</b>
<b>LIABILITIES</b>			
<b>Current Liabilities</b>			
Financial Liabilities	2,988,953	2,814,390	8,176,262
Inter-Agency Payables	2,175,429	15,148,828	3,426,311
Trust Liabilities	1,458,335	1,070,620	1,513,802
Deferred Credits/Unearned Income	183,604	246,313	438,025
Leave Benefits Payable	31,857,089	34,941,634	35,831,616
Other Payables	107,869	78,645	79,395
<b>Total Current Liabilities</b>	<b>38,771,278</b>	<b>54,300,429</b>	<b>49,465,411</b>
<b>Non-Current Liabilities</b>			
Total Non-Current Liabilities	-	-	-
<b>TOTAL LIABILITIES</b>	<b>38,771,278</b>	<b>54,300,429</b>	<b>49,465,411</b>
<b>TOTAL ASSETS LESS TOTAL LIABILITIES</b>	<b>347,168,738</b>	<b>340,140,750</b>	<b>366,402,264</b>
<b>NET ASSETS/EQUITY</b>			
Government Equity	347,168,738	340,140,750	366,402,264
<b>TOTAL NET ASSETS/EQUITY</b>	<b>347,168,738</b>	<b>340,140,750</b>	<b>366,402,264</b>

Prepared by:

Approved by:

  
**MARY SHANE D. SALESALÉ**  
 Accountant III

  
**MA. TERESA C. INIGO, MD, FCAM, CESE**  
 Director General




# PHILIPPINE INSTITUTE OF TRADITIONAL AND ALTERNATIVE HEALTH CARE

## STATEMENT OF FINANCIAL POSITION


As at Year 2022 - 2024 (August)

	2022 Audited	2023 Audited	August 2024 Tentative
<b>ASSETS</b>			
<b>Current Assets</b>			
Cash and Cash Equivalents	88,220,007	119,677,139	139,819,459
Financial Assets	92,200,825	92,482,037	93,330,831
Receivables	52,111,040	43,462,081	38,363,261
Inventories	31,887,952	27,325,674	19,832,740
Other Current Assets	1,916,088	916,806	3,229,503
<b>Total Current Assets</b>	<b>266,335,912</b>	<b>283,863,737</b>	<b>294,575,796</b>
<b>Non-Current Assets</b>			
Property, Plant and Equipment - Net	108,399,095	109,312,143	105,810,068
Intangible Assets	1,033,641	1,469,867	-
Biological Assets	71,600	73,750	111,000
Other Non-Current Assets	1,933,847	114,660	461,007
<b>Total Non-Current Assets</b>	<b>111,438,184</b>	<b>110,970,420</b>	<b>106,382,075</b>
<b>TOTAL ASSETS</b>	<b>377,774,095</b>	<b>394,834,157</b>	<b>400,957,870</b>
<b>LIABILITIES</b>			
<b>Current Liabilities</b>			
Financial Liabilities	2,970,226	8,046,443	13,372,314
Inter-Agency Payables	2,022,578	14,758,793	2,364,293
Trust Liabilities	1,419,041	1,051,285	1,419,803
Deferred Credits/Unearned Income	164,941	246,533	383,208
Leave Benefits Payable	32,957,473	34,941,634	35,943,878
Other Payables	107,869	78,645	79,395
<b>Total Current Liabilities</b>	<b>39,642,127</b>	<b>59,123,331</b>	<b>53,562,890</b>
<b>Non-Current Liabilities</b>			
Total Non-Current Liabilities	-	-	-
<b>TOTAL LIABILITIES</b>	<b>39,642,127</b>	<b>59,123,331</b>	<b>53,562,890</b>
<b>TOTAL ASSETS LESS TOTAL LIABILITIES</b>	<b>338,131,968</b>	<b>335,710,826</b>	<b>347,394,980</b>
<b>NET ASSETS/EQUITY</b>			
Government Equity	338,131,968	335,710,826	347,394,980
<b>TOTAL NET ASSETS/EQUITY</b>	<b>338,131,968</b>	<b>335,710,826</b>	<b>347,394,980</b>

Prepared by:

  
**MARY SHANE D. SALESale**  
 Accountant III

Approved by:

  
**MA. TERESA C. INIGO, MD, FCAM, CESE**  
 Director General

**PHILIPPINE INSTITUTE OF TRADITIONAL AND ALTERNATIVE HEALTH CARE**  
**STATEMENT OF FINANCIAL POSITION**  
As at Year 2022 - 2024 (July)

	2022 Audited	2023 Audited	July 2024 Tentative
<b>ASSETS</b>			
<b>Current Assets</b>			
Cash and Cash Equivalents	83,265,232	114,177,250	143,264,576
Financial Assets	92,200,825	92,482,037	93,330,831
Receivables	54,064,688	43,557,940	37,823,011
Inventories	31,830,348	27,380,118	19,041,782
Other Current Assets	2,480,926	1,046,832	3,180,047
<b>Total Current Assets</b>	<b>263,842,020</b>	<b>278,644,177</b>	<b>296,640,248</b>
<b>Non-Current Assets</b>			
Property, Plant and Equipment - Net	108,693,891	103,844,897	106,570,295
Intangible Assets	1,033,641	1,469,867	-
Biological Assets	77,950	90,000	120,750
Other Non-Current Assets	1,933,847	114,660	461,007
<b>Total Non-Current Assets</b>	<b>111,739,330</b>	<b>105,519,425</b>	<b>107,152,052</b>
<b>TOTAL ASSETS</b>	<b>375,581,349</b>	<b>384,163,602</b>	<b>403,792,300</b>
<b>LIABILITIES</b>			
<b>Current Liabilities</b>			
Financial Liabilities	2,532,173	1,910,810	12,265,721
Inter-Agency Payables	2,332,710	14,605,426	2,511,024
Trust Liabilities	2,241,701	1,046,290	1,352,780
Deferred Credits/Unearned Income	106,699	241,437	220,933
Leave Benefits Payable	32,934,445	34,941,634	38,725,698
Other Payables	107,869	78,645	79,395
<b>Total Current Liabilities</b>	<b>40,255,596</b>	<b>52,824,241</b>	<b>55,155,551</b>
<b>Non-Current Liabilities</b>			
Total Non-Current Liabilities	-	-	-
<b>TOTAL LIABILITIES</b>	<b>40,255,596</b>	<b>52,824,241</b>	<b>55,155,551</b>
<b>TOTAL ASSETS LESS TOTAL LIABILITIES</b>	<b>335,325,753</b>	<b>331,339,360</b>	<b>348,636,749</b>
<b>NET ASSETS/EQUITY</b>			
Government Equity	335,325,753	331,339,360	348,636,749
<b>TOTAL NET ASSETS/EQUITY</b>	<b>335,325,753</b>	<b>331,339,360</b>	<b>348,636,749</b>

Prepared by:

Approved by:

  
**MARY SHANE D. SALESALÉ**  
Accountant III

  
**MA. TERESA C. INIGO, MD, FCAM, CESE**  
Director General

# PHILIPPINE INSTITUTE OF TRADITIONAL AND ALTERNATIVE HEALTH CARE

## STATEMENT OF FINANCIAL POSITION


As at Year 2022 - 2024 (June)

	2022 Audited	2023 Audited	June 2024 Tentative
<b>ASSETS</b>			
<b>Current Assets</b>			
Cash and Cash Equivalents	89,429,429	110,104,124	143,194,085
Financial Assets	91,921,995	92,482,037	93,045,492
Receivables	48,875,875	43,492,541	39,800,348
Inventories	29,126,664	26,915,079	12,926,317
Other Current Assets	2,558,454	1,179,718	3,453,390
<b>Total Current Assets</b>	<b>261,912,417</b>	<b>274,173,500</b>	<b>292,419,632</b>
<b>Non-Current Assets</b>			
Property, Plant and Equipment - Net	109,523,075	104,653,602	107,054,051
Intangible Assets	1,033,641	1,469,867	-
Biological Assets	83,900	84,250	130,000
Other Non-Current Assets	1,933,847	114,660	461,007
<b>Total Non-Current Assets</b>	<b>112,574,463</b>	<b>106,322,380</b>	<b>107,645,058</b>
<b>TOTAL ASSETS</b>	<b>374,486,881</b>	<b>380,495,879</b>	<b>400,064,690</b>
<b>LIABILITIES</b>			
<b>Current Liabilities</b>			
Financial Liabilities	3,387,521	2,525,344	8,223,282
Inter-Agency Payables	1,711,571	14,794,119	1,644,877
Trust Liabilities	2,784,019	1,092,615	1,312,590
Deferred Credits/Unearned Income	118,908	299,697	366,026
Leave Benefits Payable	34,069,474	34,941,634	38,749,403
Other Payables	107,869	78,645	79,395
<b>Total Current Liabilities</b>	<b>42,179,363</b>	<b>53,732,053</b>	<b>50,375,574</b>
<b>Non-Current Liabilities</b>			
Total Non-Current Liabilities	-	-	-
<b>TOTAL LIABILITIES</b>	<b>42,179,363</b>	<b>53,732,053</b>	<b>50,375,574</b>
<b>TOTAL ASSETS LESS TOTAL LIABILITIES</b>	<b>332,307,518</b>	<b>326,763,826</b>	<b>349,689,116</b>
<b>NET ASSETS/EQUITY</b>			
Government Equity	332,307,518	326,763,826	349,689,116
<b>TOTAL NET ASSETS/EQUITY</b>	<b>332,307,518</b>	<b>326,763,826</b>	<b>349,689,116</b>

Prepared by:

Approved by:

  
**MARY SHANE D. SALESALÉ**  
 Accountant III

  
**MA. TERESA C. INIGO, MD, FCAM, CESE**  
 Director General

**PHILIPPINE INSTITUTE OF TRADITIONAL AND ALTERNATIVE HEALTH CARE**  
**STATEMENT OF FINANCIAL POSITION**  
As at Year 2022 - 2024 (May)

	2022 Audited	2023 Audited	May 2024 Tentative
<b>ASSETS</b>			
<b>Current Assets</b>			
Cash and Cash Equivalents	79,846,197	106,038,147	130,624,890
Financial Assets	91,921,995	92,482,037	93,045,492
Receivables	49,020,381	43,465,092	44,953,008
Inventories	26,176,709	26,981,308	12,496,857
Other Current Assets	2,713,388	989,297	1,652,191
<b>Total Current Assets</b>	<b>249,678,670</b>	<b>269,955,881</b>	<b>282,772,438</b>
<b>Non-Current Assets</b>			
Property, Plant and Equipment - Net	110,300,024	104,928,546	107,685,663
Intangible Assets	1,033,641	1,469,867	-
Biological Assets	87,500	68,250	127,000
Other Non-Current Assets	1,701,269	114,660	461,007
<b>Total Non-Current Assets</b>	<b>113,122,434</b>	<b>106,581,323</b>	<b>108,273,670</b>
<b>TOTAL ASSETS</b>	<b>362,801,104</b>	<b>376,537,205</b>	<b>391,046,108</b>
<b>LIABILITIES</b>			
<b>Current Liabilities</b>			
Financial Liabilities	2,707,674	2,197,888	7,054,714
Inter-Agency Payables	2,517,551	14,828,207	1,661,298
Trust Liabilities	3,189,861	1,091,301	1,316,819
Deferred Credits/Unearned Income	102,849	249,689	216,533
Leave Benefits Payable	34,262,701	35,099,022	39,031,728
Other Payables	88,684	78,645	79,395
<b>Total Current Liabilities</b>	<b>42,869,320</b>	<b>53,544,751</b>	<b>49,360,488</b>
<b>Non-Current Liabilities</b>			
Total Non-Current Liabilities	-	-	-
<b>TOTAL LIABILITIES</b>	<b>42,869,320</b>	<b>53,544,751</b>	<b>49,360,488</b>
<b>TOTAL ASSETS LESS TOTAL LIABILITIES</b>	<b>319,931,784</b>	<b>322,992,454</b>	<b>341,685,620</b>
<b>NET ASSETS/EQUITY</b>			
Government Equity	319,931,784	322,992,454	341,685,620
<b>TOTAL NET ASSETS/EQUITY</b>	<b>319,931,784</b>	<b>322,992,454</b>	<b>341,685,620</b>

Prepared by:

Approved by:

  
**MARY SHANE D. SALESALÉ**  
Accountant III

  
**MA. TERESA C. INIGO, MD, FCAM, CESE**  
Director General



# PHILIPPINE INSTITUTE OF TRADITIONAL AND ALTERNATIVE HEALTH CARE

## STATEMENT OF FINANCIAL POSITION

As at Year 2022 - 2024 (April)

	2022 Audited	2023 Audited	April 2024 Tentative
<b>ASSETS</b>			
<b>Current Assets</b>			
Cash and Cash Equivalents	72,953,903	103,977,669	132,223,893
Financial Assets	91,921,995	92,482,037	93,045,492
Receivables	48,778,789	43,686,806	47,022,980
Inventories	26,494,130	25,134,268	10,146,966
Other Current Assets	6,425,275	1,104,235	1,774,593
<b>Total Current Assets</b>	<b>246,574,093</b>	<b>266,385,015</b>	<b>284,213,924</b>
<b>Non-Current Assets</b>			
Property, Plant and Equipment - Net	111,011,553	104,929,780	108,445,203
Intangible Assets	1,033,641	1,469,867	-
Biological Assets	91,800	74,250	129,750
Other Non-Current Assets	1,176,875	114,660	461,007
<b>Total Non-Current Assets</b>	<b>113,313,869</b>	<b>106,588,557</b>	<b>109,035,961</b>
<b>TOTAL ASSETS</b>	<b>359,887,962</b>	<b>372,973,572</b>	<b>393,249,884</b>
<b>LIABILITIES</b>			
<b>Current Liabilities</b>			
Financial Liabilities	4,398,145	3,366,204	3,490,406
Inter-Agency Payables	2,242,840	14,608,046	1,955,943
Trust Liabilities	2,946,812	1,162,331	1,179,513
Deferred Credits/Unearned Income	115,314	349,309	225,019
Leave Benefits Payable	34,262,701	35,142,433	39,075,139
Other Payables	78,645	78,645	79,395
<b>Total Current Liabilities</b>	<b>44,044,458</b>	<b>54,706,968</b>	<b>46,005,416</b>
<b>Non-Current Liabilities</b>			
Total Non-Current Liabilities	-	-	-
<b>TOTAL LIABILITIES</b>	<b>44,044,458</b>	<b>54,706,968</b>	<b>46,005,416</b>
<b>TOTAL ASSETS LESS TOTAL LIABILITIES</b>	<b>315,843,503</b>	<b>318,266,605</b>	<b>347,244,469</b>
<b>NET ASSETS/EQUITY</b>			
Government Equity	315,843,503	318,266,605	347,244,469
<b>TOTAL NET ASSETS/EQUITY</b>	<b>315,843,503</b>	<b>318,266,605</b>	<b>347,244,469</b>

Prepared by:

Approved by:

  
**MARY SHANE D. SALESale**  
 Accountant III

  
**MA. TERESA C. IRIGO, MD, FCAM, CESE**  
 Director General


**PHILIPPINE INSTITUTE OF TRADITIONAL AND ALTERNATIVE HEALTH CARE**  
**STATEMENT OF FINANCIAL POSITION**  
**As at Year 2022 - 2024 (March)**

	2022 Audited	2023 Tentative	March 2024 Tentative
<b>ASSETS</b>			
<b>Current Assets</b>			
Cash and Cash Equivalents	76,199,627	99,845,697	134,939,231
Financial Assets	91,921,995	92,482,037	93,045,492
Receivables	51,205,821	45,311,416	46,565,501
Inventories	26,097,830	26,719,121	10,512,519
Other Current Assets	6,169,341	1,097,012	1,681,212
<b>Total Current Assets</b>	<b>251,594,615</b>	<b>265,455,283</b>	<b>286,743,955</b>
<b>Non-Current Assets</b>			
Property, Plant and Equipment - Net	111,927,359	105,725,444	104,502,076
Intangible Assets	1,033,641	1,469,867	-
Biological Assets	93,400	135,150	129,750
Other Non-Current Assets	643,214	114,660	-
<b>Total Non-Current Assets</b>	<b>113,697,615</b>	<b>107,445,121</b>	<b>104,631,826</b>
<b>TOTAL ASSETS</b>	<b>365,292,230</b>	<b>372,900,404</b>	<b>391,375,781</b>
<b>LIABILITIES</b>			
<b>Current Liabilities</b>			
Financial Liabilities	4,471,361	4,409,016	3,175,646
Inter-Agency Payables	2,414,462	14,301,798	2,737,847
Trust Liabilities	3,138,279	1,253,188	1,027,646
Deferred Credits/Unearned Income	136,764	294,781	206,533
Leave Benefits Payable	34,262,701	35,905,915	39,075,139
Other Payables	169,651	78,645	79,395
<b>Total Current Liabilities</b>	<b>44,593,219</b>	<b>56,243,343</b>	<b>46,302,206</b>
<b>Non-Current Liabilities</b>			
Total Non-Current Liabilities	-	-	-
<b>TOTAL LIABILITIES</b>	<b>44,593,219</b>	<b>56,243,343</b>	<b>46,302,206</b>
<b>TOTAL ASSETS LESS TOTAL LIABILITIES</b>	<b>320,699,010</b>	<b>316,657,061</b>	<b>345,073,576</b>
<b>NET ASSETS/EQUITY</b>			
Government Equity	320,699,010	316,657,061	345,073,576
<b>TOTAL NET ASSETS/EQUITY</b>	<b>320,699,010</b>	<b>316,657,061</b>	<b>345,073,576</b>

Prepared by:

Approved by:

  
**MARY SHANE D. SALESALE**  
 Accountant III

  
**ANNABELLE PABIONA DE GUZMAN, MD, FPAFP, MHA, MAMed (UK), CESE**  
 Director General

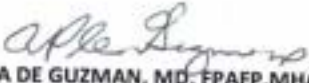
**PHILIPPINE INSTITUTE OF TRADITIONAL AND ALTERNATIVE HEALTH CARE**  
**STATEMENT OF FINANCIAL POSITION**  
As at Year 2022 - 2024 (February)

ASSETS	2022 Audited	2023 Audited	February 2024 Tentative
<b>Current Assets</b>			
Cash and Cash Equivalents	74,428,583	105,234,551	129,795,635
Financial Assets	91,921,995	92,482,037	93,045,492
Receivables	51,926,424	56,375,265	45,841,244
Inventories	25,681,025	26,598,295	10,813,432
Other Current Assets	5,904,713	1,198,441	1,763,500
<b>Total Current Assets</b>	<b>249,862,741</b>	<b>281,888,588</b>	<b>281,259,303</b>
<b>Non-Current Assets</b>			
Property, Plant and Equipment - Net	111,365,975	104,292,589	105,037,656
Intangible Assets	1,033,641	1,469,867	-
Biological Assets	108,300	130,700	131,000
Other Non-Current Assets	403,168	114,660	-
<b>Total Non-Current Assets</b>	<b>112,911,084</b>	<b>106,007,817</b>	<b>105,168,656</b>
<b>TOTAL ASSETS</b>	<b>362,773,825</b>	<b>387,896,404</b>	<b>386,427,959</b>
<b>LIABILITIES</b>			
<b>Current Liabilities</b>			
Financial Liabilities	4,738,869	2,639,874	3,938,314
Inter-Agency Payables	2,265,766	14,956,917	2,507,892
Trust Liabilities	3,170,284	1,229,434	1,019,417
Deferred Credits/Unearned Income	147,212	394,676	179,733
Leave Benefits Payable	35,089,172	35,905,915	39,075,139
Other Payables	169,651	78,645	79,395
<b>Total Current Liabilities</b>	<b>45,580,954</b>	<b>55,205,462</b>	<b>46,799,890</b>
<b>Non-Current Liabilities</b>			
Total Non-Current Liabilities	-	-	-
<b>TOTAL LIABILITIES</b>	<b>45,580,954</b>	<b>55,205,462</b>	<b>46,799,890</b>
<b>TOTAL ASSETS LESS TOTAL LIABILITIES</b>	<b>317,192,870</b>	<b>332,690,943</b>	<b>339,628,069</b>
<b>NET ASSETS/EQUITY</b>			
Government Equity	317,192,870	332,690,943	339,628,069
<b>TOTAL NET ASSETS/EQUITY</b>	<b>317,192,870</b>	<b>332,690,943</b>	<b>339,628,069</b>

Prepared by:

Approved by:

  
**MARY SHANE D. SALESale**  
Accountant III

  
**ANNABELLE PABIONA DE GUZMAN, MD, FPAFP, MHA, MAMed (UK), CESE**  
Director General

**PHILIPPINE INSTITUTE OF TRADITIONAL AND ALTERNATIVE HEALTH CARE**  
**STATEMENT OF FINANCIAL POSITION**  
As at Year 2022 - 2024 (January)

	2022 Audited	2023 Audited	January 2024 Tentative
<b>ASSETS</b>			
<b>Current Assets</b>			
Cash and Cash Equivalents	64,494,090	93,422,129	110,678,328
Financial Assets	91,921,995	92,482,037	93,045,492
Receivables	56,390,064	56,859,587	46,475,672
Inventories	26,422,363	26,741,240	11,505,401
Other Current Assets	5,791,199	984,317	1,259,850
<b>Total Current Assets</b>	<b>245,019,712</b>	<b>270,489,311</b>	<b>262,964,743</b>
<b>Non-Current Assets</b>			
Property, Plant and Equipment - Net	112,133,975	104,815,300	106,368,670
Intangible Assets	1,033,641	1,469,867	-
Biological Assets	108,650	131,800	128,300
Other Non-Current Assets	403,168	114,660	-
<b>Total Non-Current Assets</b>	<b>113,679,434</b>	<b>106,531,628</b>	<b>106,496,970</b>
<b>TOTAL ASSETS</b>	<b>358,699,145</b>	<b>377,020,939</b>	<b>369,461,713</b>
<b>LIABILITIES</b>			
<b>Current Liabilities</b>			
Financial Liabilities	5,606,871	4,508,216	4,450,139
Inter-Agency Payables	2,320,087	14,593,677	2,452,791
Trust Liabilities	3,175,621	1,262,918	1,019,417
Deferred Credits/Unearned Income	139,514	259,579	184,404
Leave Benefits Payable	35,089,172	35,908,080	39,075,139
Other Payables	173,151	78,645	79,395
<b>Total Current Liabilities</b>	<b>46,504,416</b>	<b>56,611,114</b>	<b>47,261,286</b>
<b>Non-Current Liabilities</b>			
Total Non-Current Liabilities	-	-	-
<b>TOTAL LIABILITIES</b>	<b>46,504,416</b>	<b>56,611,114</b>	<b>47,261,286</b>
<b>TOTAL ASSETS LESS TOTAL LIABILITIES</b>	<b>312,194,729</b>	<b>320,409,824</b>	<b>322,200,427</b>
<b>NET ASSETS/EQUITY</b>			
Government Equity	312,194,729	320,409,824	322,200,427
<b>TOTAL NET ASSETS/EQUITY</b>	<b>312,194,729</b>	<b>320,409,824</b>	<b>322,200,427</b>

Prepared by:

Approved by:

  
**MARY SHANE D. SALESALÉ**  
Accountant III

  
**ANNABELLE PABIONA DE GUZMAN, MD, FPAFP, MHA, MAMed (UK), CESE**  
Director General