

## STATEMENT OF ALLOTMENT, OBLIGATIONS, UTILIZATION AND BALANCES

Philippine Institute of Traditional and Alternative Health Care

As of March 31, 2024

(in Pesos)



YEAR	ALLOTMENT						NCA (7)	DISBURSEMENT			Unfunded Allotment (11)=(2)-(7)
	Appro (1)	SARO (2)	OBLIGATION (3)	Obligation Rate (4)=(3)/(2)	Unobligated (5)=(2)-(3)	Unreleased Appro (6)=(1) - (2)		Utilization Rate (8)=(8)/(7)	Utilization Rate (9)=(8)/(7)	Unutilized Balance (10)=(7) - (8)	
<b>GRAND TOTAL</b>	<b>1,270,265,000</b>	<b>1,260,900,000</b>	<b>1,101,665,487</b>	<b>87%</b>	<b>159,234,513</b>	<b>9,365,000</b>	<b>1,130,510,000</b>	<b>1,056,935,665</b>	<b>93%</b>	<b>73,574,335</b>	<b>130,390,000</b>
<b>2024</b>	<b>173,854,000</b>	<b>173,854,000</b>	<b>29,065,618</b>	<b>17%</b>	<b>144,788,382</b>	<b>-</b>	<b>43,464,000</b>	<b>24,846,005</b>	<b>57%</b>	<b>18,617,995</b>	<b>130,390,000</b>
<b>Regular - RA 11466, FY 2024 GAA</b>	<b>173,854,000</b>	<b>173,854,000</b>	<b>29,065,618</b>		<b>144,788,382</b>	<b>-</b>	<b>43,464,000</b>	<b>24,846,005</b>		<b>18,617,995</b>	<b>130,390,000</b>
<b>General Administration and Support</b>	<b>113,271,000</b>	<b>113,271,000</b>	<b>28,191,591</b>	<b>25%</b>	<b>85,079,409</b>	<b>-</b>	<b>28,318,000</b>	<b>24,344,925</b>	<b>86%</b>	<b>3,973,075</b>	<b>84,953,000</b>
General Management and Supervision	113,271,000	113,271,000	28,191,591		85,079,409	-	28,318,000	24,344,925		3,973,075	84,953,000
<b>Operations</b>	<b>60,583,000</b>	<b>60,583,000</b>	<b>874,027</b>	<b>1%</b>	<b>59,708,973</b>	<b>-</b>	<b>15,146,000</b>	<b>501,080</b>	<b>3%</b>	<b>14,644,920</b>	<b>45,437,000</b>
<b>Traditional and Complementary Medicine (T&amp;CM) Development and Promotion Program</b>											
Research and Development of T&CM products, services and technologies	52,176,000	52,176,000	153,570	0%	52,022,430	-	13,044,000	153,570	1%	12,890,430	39,132,000
Social advocacy and training on T&CM modalities	6,710,000	6,710,000	673,018	10%	6,036,982	-	1,678,000	331,576	20%	1,346,424	5,032,000
Regulation of traditional and alternative medicine practice	1,697,000	1,697,000	47,439	3%	1,649,561	-	424,000	15,934	4%	408,066	1,273,000
<b>2023</b>	<b>156,205,000</b>	<b>156,205,000</b>	<b>142,989,981</b>	<b>92%</b>	<b>13,215,018</b>	<b>-</b>	<b>156,205,000</b>	<b>118,754,455</b>	<b>76%</b>	<b>37,450,545</b>	<b>-</b>
<b>Regular - RA 11936, FY 2023 GAA</b>	<b>156,205,000</b>	<b>156,205,000</b>	<b>142,989,981</b>		<b>13,215,018</b>	<b>-</b>	<b>156,205,000</b>	<b>118,754,455</b>		<b>37,450,545</b>	<b>-</b>
<b>General Administration and Support</b>	<b>109,972,000</b>	<b>109,972,000</b>	<b>109,972,000</b>	<b>100%</b>	<b>(0)</b>	<b>-</b>	<b>109,972,000</b>	<b>107,025,389</b>	<b>97%</b>	<b>2,946,611</b>	<b>-</b>
General Management and Supervision	109,972,000	109,972,000	109,972,000		(0)	-	109,972,000	107,025,389		2,946,611	-
<b>Operations</b>	<b>46,233,000</b>	<b>46,233,000</b>	<b>33,017,981</b>	<b>71%</b>	<b>13,215,019</b>	<b>-</b>	<b>46,233,000</b>	<b>11,729,065</b>	<b>25%</b>	<b>34,503,935</b>	<b>-</b>
<b>Traditional and Complementary Medicine (T&amp;CM) Development and Promotion Program</b>											
Research and Development of T&CM products, services and technologies	37,826,000	37,826,000	25,306,901	67%	12,519,099	-	37,826,000	4,026,590	11%	33,799,410	-
Social advocacy and training on T&CM modalities	6,710,000	6,710,000	6,195,000	92%	515,000	-	6,710,000	6,195,000	92%	515,000	-
Regulation of traditional and alternative medicine practice	1,697,000	1,697,000	1,516,080	89%	180,920	-	1,697,000	1,507,475	89%	189,525	-

YEAR	ALLOTMENT						DISBURSEMENT				
	Appro (1)	SARO (2)	OBLIGATION (3)	Obligation Rate (4)=(3)/(2)	Unobligated (5)=(2)-(3)	Unreleased Appro (6)=(1) - (2)	NCA (7)	Utilization (8)	Utilization Rate (9)=(8)/(7)	Unutilized Balance (10)=(7) - (8)	Unfunded Allotment (11)=(2)-(7)
<b>2022</b>	<b>165,930,000</b>	<b>165,930,000</b>	<b>164,698,888</b>	<b>99%</b>	<b>1,231,112</b>	<b>-</b>	<b>165,930,000</b>	<b>163,159,767</b>	<b>98%</b>	<b>2,770,233</b>	<b>-</b>
<b>Regular - RA 11639, FY 2022 GAA</b>	<u>165,930,000</u>	<u>165,930,000</u>	<u>164,698,888</u>		<u>1,231,112</u>	<u>-</u>	<u>165,930,000</u>	<u>163,159,767</u>		<u>2,770,233</u>	<u>-</u>
<b>General Administration and Support</b>	<u>112,233,000</u>	<u>112,233,000</u>	<u>111,933,000</u>	<u>100%</u>	<u>300,000</u>	<u>-</u>	<u>112,233,000</u>	<u>111,710,115</u>	<u>100%</u>	<u>522,885</u>	<u>-</u>
General Management and Supervision	112,233,000	112,233,000	111,933,000		300,000	-	112,233,000	111,710,115		522,885	-
<b>Operations</b>	<u>53,697,000</u>	<u>53,697,000</u>	<u>52,765,888</u>	<u>98%</u>	<u>931,112</u>	<u>-</u>	<u>53,697,000</u>	<u>51,449,651</u>	<u>96%</u>	<u>2,247,349</u>	<u>-</u>
<b>Traditional and Complementary Medicine (T&amp;CM) Development and Promotion Program</b>											
Research and Development of T&CM products, services and technologies	43,272,000	43,272,000	42,340,888	98%	931,112	-	43,272,000	41,064,651	95%	2,207,349	-
Social advocacy and training on T&CM modalities	8,825,000	8,825,000	8,825,000	100%	-	-	8,825,000	8,825,000	100%	-	-
Regulation of traditional and alternative medicine practice	1,600,000	1,600,000	1,600,000	100%	-	-	1,600,000	1,560,000	98%	40,000	-
<b>2021</b>	<b>144,493,000</b>	<b>144,493,000</b>	<b>144,493,000</b>	<b>100%</b>	<b>-</b>	<b>-</b>	<b>144,493,000</b>	<b>138,889,643</b>	<b>96%</b>	<b>5,603,357</b>	<b>-</b>
<b>Regular - RA 11518, FY 2021 GAA</b>	<u>144,493,000</u>	<u>144,493,000</u>	<u>144,493,000</u>			<u>-</u>	<u>144,493,000</u>	<u>138,889,643</u>		<u>5,603,357</u>	<u>-</u>
<b>General Administration and Support</b>	<u>103,659,000</u>	<u>103,659,000</u>	<u>103,659,000</u>	<u>100%</u>	<u>-</u>	<u>-</u>	<u>103,659,000</u>	<u>103,659,000</u>	<u>100%</u>	<u>-</u>	<u>-</u>
General Management and Supervision	103,659,000	103,659,000	103,659,000		-	-	103,659,000	103,659,000		-	-
<b>Operations</b>	<u>40,834,000</u>	<u>40,834,000</u>	<u>40,834,000</u>	<u>100%</u>	<u>-</u>	<u>-</u>	<u>40,834,000</u>	<u>35,230,643</u>	<u>86%</u>	<u>5,603,357</u>	<u>-</u>
<b>Traditional and Complementary Medicine (T&amp;CM) Development and Promotion Program</b>											
Research and Development of T&CM products, services and technologies	32,909,000	32,909,000	32,909,000	100%	-	-	32,909,000	30,689,606	93%	2,219,394	-
Social advocacy and training on T&CM modalities	6,325,000	6,325,000	6,325,000	100%	-	-	6,325,000	4,009,552	63%	2,315,448	-
Regulation of traditional and alternative medicine practice	1,600,000	1,600,000	1,600,000	100%	-	-	1,600,000	531,485	33%	1,068,515	-
<b>2020</b>	<b>138,153,000</b>	<b>128,788,000</b>	<b>128,788,000</b>	<b>100%</b>	<b>-</b>	<b>9,365,000</b>	<b>128,788,000</b>	<b>127,594,398</b>	<b>99%</b>	<b>1,193,602</b>	<b>-</b>
<b>Regular - RA 11464, FY 2020 GAA</b>	<u>138,153,000</u>	<u>128,788,000</u>	<u>128,788,000</u>			<u>9,365,000</u>	<u>128,788,000</u>	<u>127,594,398</u>		<u>1,193,602</u>	<u>-</u>
<b>General Administration and Support</b>	<u>93,650,000</u>	<u>84,285,000</u>	<u>84,285,000</u>	<u>100%</u>	<u>-</u>	<u>9,365,000</u>	<u>84,285,000</u>	<u>84,285,000</u>	<u>100%</u>	<u>-</u>	<u>-</u>
General Management and Supervision	93,650,000	84,285,000	84,285,000		-	9,365,000	84,285,000	84,285,000		-	-

YEAR	ALLOTMENT						DISBURSEMENT				
	Appro (1)	SARO (2)	OBLIGATION (3)	Obligation Rate (4)=(3)/(2)	Unobligated (5)=(2)-(3)	Unreleased Appro (6)=(1) - (2)	NCA (7)	Utilization (8)	Utilization Rate (9)=(8)/(7)	Unutilized Balance (10)=(7) - (8)	Unfunded Allotment (11)=(2)-(7)
<b>Operations</b>	<u>44,503,000</u>	<u>44,503,000</u>	<u>44,503,000</u>	<u>100%</u>	<u>-</u>	<u>-</u>	<u>44,503,000</u>	<u>43,309,398</u>	<u>97%</u>	<u>1,193,602</u>	<u>-</u>
<b>Traditional and Complementary Medicine (T&amp;CM) Development and Promotion Program</b>											
Research and Development of T&CM products, services and technologies	36,578,000	36,578,000	<b>36,578,000</b>	100%	-	-	36,578,000	<b>35,384,398</b>	97%	1,193,602	-
Social advocacy and training on T&CM modalities	6,325,000	6,325,000	<b>6,325,000</b>	100%	-	-	6,325,000	<b>6,325,000</b>	100%	-	-
Regulation of traditional and alternative medicine practice	1,600,000	1,600,000	<b>1,600,000</b>	100%	-	-	1,600,000	<b>1,600,000</b>	100%	-	-
<b>2019</b>	<b>142,619,000</b>	<b>142,619,000</b>	<b>142,619,000</b>	<b>100%</b>	<b>-</b>	<b>-</b>	<b>142,619,000</b>	<b>142,619,000</b>	<b>100%</b>	<b>(0)</b>	<b>-</b>
<b>Regular - RA 11260, FY 2019 GAA</b>	<u>142,619,000</u>	<u>142,619,000</u>	<u>142,619,000</u>			<u>-</u>	<u>142,619,000</u>	<u>142,619,000</u>		<u>(0)</u>	<u>-</u>
<b>General Administration and Support</b>	<u>100,229,000</u>	<u>100,229,000</u>	<u>100,229,000</u>	<u>100%</u>	<u>-</u>	<u>-</u>	<u>100,229,000</u>	<u>100,229,000</u>	<u>100%</u>	<u>-</u>	<u>-</u>
General Management and Supervision	100,229,000	100,229,000	<b>100,229,000</b>		-	-	100,229,000	<b>100,229,000</b>		-	-
<b>Operations</b>	<u>42,390,000</u>	<u>42,390,000</u>	<u>42,390,000</u>	<u>100%</u>	<u>-</u>	<u>-</u>	<u>42,390,000</u>	<u>42,390,000</u>	<u>100%</u>	<u>(0)</u>	<u>-</u>
<b>Traditional and Complementary Medicine (T&amp;CM) Development and Promotion Program</b>											
Research and Development of T&CM products, services and technologies	34,465,000	34,465,000	<b>34,465,000</b>	100%	-	-	34,465,000	<b>34,465,000</b>	100%	(0)	-
Social advocacy and training on T&CM modalities	6,325,000	6,325,000	<b>6,325,000</b>	100%	-	-	6,325,000	<b>6,325,000</b>	100%	-	-
Regulation of traditional and alternative medicine practice	1,600,000	1,600,000	<b>1,600,000</b>	100%	-	-	1,600,000	<b>1,600,000</b>	100%	-	-
<b>2018</b>	<b>126,433,000</b>	<b>126,433,000</b>	<b>126,433,000</b>	<b>100%</b>	<b>-</b>	<b>-</b>	<b>126,433,000</b>	<b>123,314,194</b>	<b>98%</b>	<b>3,118,807</b>	<b>-</b>
<b>Regular - RA 10964, FY 2018 GAA</b>	<u>126,433,000</u>	<u>126,433,000</u>	<u>126,433,000</u>			<u>-</u>	<u>126,433,000</u>	<u>123,314,194</u>		<u>3,118,807</u>	<u>-</u>
<b>General Administration and Support</b>	<u>69,508,000</u>	<u>69,508,000</u>	<u>69,508,000</u>	<u>100%</u>	<u>-</u>	<u>-</u>	<u>69,508,000</u>	<u>69,508,000</u>	<u>100%</u>	<u>-</u>	<u>-</u>
General Management and Supervision	69,508,000	69,508,000	<b>69,508,000</b>	100%	-	-	69,508,000	<b>69,508,000</b>		-	-
<b>Operations</b>	<u>56,925,000</u>	<u>56,925,000</u>	<u>56,925,000</u>	<u>100%</u>	<u>-</u>	<u>-</u>	<u>56,925,000</u>	<u>53,806,194</u>	<u>95%</u>	<u>3,118,807</u>	<u>-</u>
Research and Development of T&CM products, services and technologies	49,000,000	49,000,000	<b>49,000,000</b>	100%	-	-	49,000,000	<b>45,881,194</b>	94%	3,118,807	-




YEAR	ALLOTMENT						DISBURSEMENT				
	Appro (1)	SARO (2)	OBLIGATION (3)	Obligation Rate (4)=(3)/(2)	Unobligated (5)=(2)-(3)	Unreleased Appro (6)=(1) - (2)	NCA (7)	Utilization (8)	Utilization Rate (9)=(8)/(7)	Unutilized Balance (10)=(7) - (8)	Unfunded Allotment (11)=(2)-(7)
Social advocacy and training on T&CM modalities	6,325,000	6,325,000	6,325,000	100%	-	-	6,325,000	6,325,000	100%	-	-
Regulation of traditional and alternative medicine practice	1,600,000	1,600,000	1,600,000	100%	-	-	1,600,000	1,600,000	100%	-	-
<b>2017</b>	<b>116,932,000</b>	<b>116,932,000</b>	<b>116,932,000</b>	<b>100%</b>	<b>-</b>	<b>-</b>	<b>116,932,000</b>	<b>112,112,203</b>	<b>96%</b>	<b>4,819,797</b>	<b>-</b>
<b>Regular - RA 10924, FY 2017 GAA</b>	<u>116,932,000</u>	<u>116,932,000</u>	<u>116,932,000</u>			<u>-</u>	<u>116,932,000</u>	<u>112,112,203</u>		<u>4,819,797</u>	<u>-</u>
<b>General Administration and Support</b>	<u>66,932,000</u>	<u>66,932,000</u>	<u>66,932,000</u>	<u>100%</u>		<u>-</u>	<u>66,932,000</u>	<u>66,932,000</u>	<u>100%</u>		<u>-</u>
<b>Operations</b>	<u>50,000,000</u>	<u>50,000,000</u>	<u>50,000,000</u>			<u>-</u>	<u>50,000,000</u>	<u>45,180,203</u>		<u>4,819,797</u>	<u>-</u>
MFO 1: Research and Development Services	44,000,000	44,000,000	44,000,000	100%		-	44,000,000	39,180,203	89%	4,819,797	-
MFO 2: Technical Advisory and Advocacy	5,000,000	5,000,000	5,000,000	100%		-	5,000,000	5,000,000	100%	-	-
MFO 3: Regulation of Traditional & Alternative Medicine Practice	1,000,000	1,000,000	1,000,000	100%		-	1,000,000	1,000,000	100%	-	-
<b>2016</b>	<b>55,646,000</b>	<b>55,646,000</b>	<b>55,646,000</b>	<b>100%</b>	<b>-</b>	<b>-</b>	<b>55,646,000</b>	<b>55,646,000</b>	<b>100%</b>	<b>-</b>	<b>-</b>
<b>Regular (RA 10717, FY 2016 GAA)</b>	<u>55,646,000</u>	<u>55,646,000</u>	<u>55,646,000</u>	<u>100%</u>		<u>-</u>	<u>55,646,000</u>	<u>55,646,000</u>	<u>100%</u>	<u>-</u>	<u>-</u>
MFO 1: Research and Development Services	44,000,000	44,000,000	44,000,000	100%		-	44,000,000	44,000,000	100%	-	-
MFO 2: Technical Advisory and Advocacy	10,646,000	10,646,000	10,646,000	100%		-	10,646,000	10,646,000	100%	-	-
MFO 3: Regulation of Traditional & Alternative Medicine Practice	1,000,000	1,000,000	1,000,000	100%		-	1,000,000	1,000,000	100%	-	-
<b>2015</b>	<b>50,000,000</b>	<b>50,000,000</b>	<b>50,000,000</b>	<b>100%</b>	<b>-</b>	<b>-</b>	<b>50,000,000</b>	<b>50,000,000</b>	<b>100%</b>	<b>-</b>	<b>-</b>
<b>A. Regular (RA 10651, FY 2015 GAA)</b>	<u>50,000,000</u>	<u>50,000,000</u>	<u>50,000,000</u>	<u>100%</u>		<u>-</u>	<u>50,000,000</u>	<u>50,000,000</u>	<u>100%</u>	<u>-</u>	<u>-</u>
MFO 1: Research and Development Services	44,000,000	44,000,000	44,000,000	100%		-	44,000,000	44,000,000	100%	-	-
MFO 2: Technical Advisory and Advocacy	5,000,000	5,000,000	5,000,000	100%		-	5,000,000	5,000,000	100%	-	-
MFO 3: Regulation of Traditional & Alternative Medicine Practice	1,000,000	1,000,000	1,000,000	100%			1,000,000	1,000,000	100%	-	-

YEAR	ALLOTMENT						DISBURSEMENT				
	Appro (1)	SARO (2)	OBLIGATION (3)	Obligation Rate (4)=(3)/(2)	Unobligated (5)=(2)-(3)	Unreleased Appro (6)=(1) - (2)	NCA (7)	Utilization (8)	Utilization Rate (9)=(8)/(7)	Unutilized Balance (10)=(7) - (8)	Unfunded Allotment (11)=(2)-(7)
2014	49,800,000	49,800,000	49,800,000	100%	-	-	49,800,000	49,800,000	100%	-	-
A. Regular (RA 10633, FY 2014 GAA)	49,800,000	49,800,000	49,800,000	100%		-	49,800,000	49,800,000	100%	-	
MFO 1: Research and Development Services	3,400,000	3,400,000	3,400,000	100%		-	3,400,000	3,400,000	100%	-	-
MFO 2: Technical Advisory and Advocacy	46,400,000	46,400,000	46,400,000	100%		-	46,400,000	46,400,000	100%	-	-

Prepared by:

  
**ARIAN S. DAGA**  
 Budget Officer III

Approved by:

  
**MA. TERESA C. INIGO, MD, FPCAM, CESE**  
 Director General


SUMMARY OF APPROPRIATIONS, ALLOTMENTS, OBLIGATIONS, DISBURSEMENTS AND BALANCES  
As of the Quarter Ending March 31, 2024

X	Current Year Appropriations
	Supplemental Appropriations
	Continuing Appropriations

Department : Department of Health  
Agency : PITAHC  
Operating Unit :  
Organization Code (UACS) :  
Funding Source Code (as clustered) :  
(e.g. Old Fund Code: 101,102, 151)


Particulars	UACS CODE	Appropriations			Allotments					Current Year Obligations					Current Year Disbursements					Balances			
		Authorized Appropriation	Adjustments (Transfer (To)/From, Realignment)	Adjusted Appropriations	Allotments Received	Adjustments (Withdrawal, Realignment)	Transfer To	Transfer From	Adjusted Total Allotments	1st Quarter Ending March 31	2nd Quarter Ending June 30	3rd Quarter Ending Sept. 30	4th Quarter Ending Dec. 31	Total	1st Quarter Ending March 31	2nd Quarter Ending June 30	3rd Quarter Ending Sept. 30	4th Quarter Ending Dec. 31	Total	Unreleased Appropriations	Unobligated Allotment	Unpaid Obligations (15-20) = (23+24)	
																						Due and Demandable	Not Yet Due and Demandable
1	2	3	4	5=[3+4]	6	7	8	9	10=[(6+ (-)7] -8+9]	11	12	13	14	15=[(11+12+13+ 14)]	16	17	18	19	20=[(16+17+18+ 19)]	21=[(5-10)]	22=[(10-15)]	23	24
SUMMARY																							
A. AGENCY SPECIFIC BUDGET																							
Subsidies																							
General Administration and Support		113,271,000.00	0.00	113,271,000.00	113,271,000.00	0.00	0.00	0.00	113,271,000.00	28,191,591.17	0.00	0.00	0.00	28,191,591.17	24,344,925.41	0.00	0.00	0.00	24,344,925.41	0.00	85,079,408.83	3,846,665.76	0.00
General management and supervision		113,271,000.00	0.00	113,271,000.00	113,271,000.00	0.00	0.00	0.00	113,271,000.00	28,191,591.17	0.00	0.00	0.00	28,191,591.17	24,344,925.41	0.00	0.00	0.00	24,344,925.41	0.00	85,079,408.83	3,846,665.76	0.00
MOOE		113,271,000.00	0.00	113,271,000.00	113,271,000.00	0.00	0.00	0.00	113,271,000.00	28,191,591.17	0.00	0.00	0.00	28,191,591.17	24,344,925.41	0.00	0.00	0.00	24,344,925.41	0.00	85,079,408.83	3,846,665.76	0.00
Operations		60,583,000.00	0.00	60,583,000.00	60,583,000.00	0.00	0.00	0.00	60,583,000.00	874,026.53	0.00	0.00	0.00	874,026.53	501,079.98	0.00	0.00	0.00	501,079.98	0.00	59,708,973.47	372,946.55	0.00
OO : Access to quality and cost effective Traditional and Complementary Medicine (T&CM) products and services improved		60,583,000.00	0.00	60,583,000.00	60,583,000.00	0.00	0.00	0.00	60,583,000.00	874,026.53	0.00	0.00	0.00	874,026.53	501,079.98	0.00	0.00	0.00	501,079.98	0.00	59,708,973.47	372,946.55	0.00
TRADITIONAL AND COMPLEMENTARY MEDICINE DEVELOPMENT AND PROMOTION PROGRAM		52,176,000.00	0.00	52,176,000.00	52,176,000.00	0.00	0.00	0.00	52,176,000.00	153,570.00	0.00	0.00	0.00	153,570.00	153,570.00	0.00	0.00	0.00	153,570.00	0.00	52,022,430.00	0.00	0.00
Research and development of T&CM products, services and technologies		52,176,000.00	0.00	52,176,000.00	52,176,000.00	0.00	0.00	0.00	52,176,000.00	153,570.00	0.00	0.00	0.00	153,570.00	153,570.00	0.00	0.00	0.00	153,570.00	0.00	52,022,430.00	0.00	0.00
MOOE		52,176,000.00	0.00	52,176,000.00	52,176,000.00	0.00	0.00	0.00	52,176,000.00	153,570.00	0.00	0.00	0.00	153,570.00	153,570.00	0.00	0.00	0.00	153,570.00	0.00	52,022,430.00	0.00	0.00
Social advocacy and training on T&CM modalities		6,710,000.00	0.00	6,710,000.00	6,710,000.00	0.00	0.00	0.00	6,710,000.00	673,017.53	0.00	0.00	0.00	673,017.53	331,575.98	0.00	0.00	0.00	331,575.98	0.00	6,036,982.47	341,441.55	0.00
MOOE		6,710,000.00	0.00	6,710,000.00	6,710,000.00	0.00	0.00	0.00	6,710,000.00	673,017.53	0.00	0.00	0.00	673,017.53	331,575.98	0.00	0.00	0.00	331,575.98	0.00	6,036,982.47	341,441.55	0.00
Regulation of traditional and alternative medicine practice		1,697,000.00	0.00	1,697,000.00	1,697,000.00	0.00	0.00	0.00	1,697,000.00	47,439.00	0.00	0.00	0.00	47,439.00	15,934.00	0.00	0.00	0.00	15,934.00	0.00	1,649,561.00	31,505.00	0.00
MOOE		1,697,000.00	0.00	1,697,000.00	1,697,000.00	0.00	0.00	0.00	1,697,000.00	47,439.00	0.00	0.00	0.00	47,439.00	15,934.00	0.00	0.00	0.00	15,934.00	0.00	1,649,561.00	31,505.00	0.00
Sub-Total, Agency-Specific		173,854,000.00	0.00	173,854,000.00	173,854,000.00	0.00	0.00	0.00	173,854,000.00	29,065,617.70	0.00	0.00	0.00	29,065,617.70	24,846,005.39	0.00	0.00	0.00	24,846,005.39	0.00	144,788,382.30	4,219,612.31	0.00
PS		173,854,000.00	0.00	173,854,000.00	173,854,000.00	0.00	0.00	0.00	173,854,000.00	29,065,617.70	0.00	0.00	0.00	29,065,617.70	24,846,005.39	0.00	0.00	0.00	24,846,005.39	0.00	144,788,382.30	4,219,612.31	0.00
MOOE		173,854,000.00	0.00	173,854,000.00	173,854,000.00	0.00	0.00	0.00	173,854,000.00	29,065,617.70	0.00	0.00	0.00	29,065,617.70	24,846,005.39	0.00	0.00	0.00	24,846,005.39	0.00	144,788,382.30	4,219,612.31	0.00
Fin Ex																							
CO																							
B. AUTOMATIC APPROPRIATIONS		0.00	0.00	0.00	0.00	0.00	0.00	0.00	0.00	0.00	0.00	0.00	0.00	0.00	0.00	0.00	0.00	0.00	0.00	0.00	0.00	0.00	0.00
Retirement and Life Insurance Premium																							
Specify allotment class/object of expenditures																							
Customs Duties and Taxes																							
Specify allotment class/object of expenditures																							
Continue down to the last object of expenditure...																							
C. SPECIAL PURPOSE FUNDS		0.00	0.00	0.00	0.00	0.00	0.00	0.00	0.00	0.00	0.00	0.00	0.00	0.00	0.00	0.00	0.00	0.00	0.00	0.00	0.00	0.00	0.00
Miscellaneous Personnel Benefits Fund																							
Specify allotment class/object of expenditures																							
Pension and Gratuity Fund																							
Specify allotment class/object of expenditures																							
Continue down to the last object of expenditure...																							
GRAND TOTAL		173,854,000.00	0.00	173,854,000.00	173,854,000.00	0.00	0.00	0.00	173,854,000.00	29,065,617.70	0.00	0.00	0.00	29,065,617.70	24,846,005.39	0.00	0.00	0.00	24,846,005.39	0.00	144,788,382.30	4,219,612.31	0.00
PS		173,854,000.00	0.00	173,854,000.00	173,854,000.00	0.00	0.00	0.00	173,854,000.00	29,065,617.70	0.00	0.00	0.00	29,065,617.70	24,846,005.39	0.00	0.00	0.00	24,846,005.39	0.00	144,788,382.30	4,219,612.31	0.00
MOOE		173,854,000.00	0.00	173,854,000.00	173,854,000.00	0.00	0.00	0.00	173,854,000.00	29,065,617.70	0.00	0.00	0.00	29,065,617.70	24,846,005.39	0.00	0.00	0.00	24,846,005.39	0.00	144,788,382.30	4,219,612.31	0.00
Fin Ex																							
CO																							

Certified Correct:




ARIAN S. DAGA  
Budget Officer III  
Date:

Certified Correct:




MARY SHANE DEL MUNDO SALESALE  
Accountant III  
Date:

Recommending Approval:



MARIA JUDY L. BARTOLOME  
Chief Financial Management Specialist  
Date:


Approved by:



MA. TERESA C. INIGO, MD, FPCAII, CESE  
Director General  
Date:



**STATEMENT OF ALLOTMENT, OBLIGATIONS, UTILIZATION AND BALANCES**  
 Philippine Institute of Traditional and Alternative Health Care  
 As of June 30, 2024  
 (in Pesos)



YEAR	ALLOTMENT						DISBURSEMENT				
	Appro (1)	SARO (2)	OBLIGATION (3)	Obligation Rate (4)=(3)/(2)	Unobligated (5)=(2)-(3)	Unreleased Appro (6)=(1) - (2)	NCA (7)	Utilization (8)	Utilization Rate (9)=(8)/(7)	Unutilized Balance (10)=(7) - (8)	Unfunded Allotment (11)=(2)-(7)
<b>GRAND TOTAL</b>	<b>1,270,265,000</b>	<b>1,260,900,000</b>	<b>1,150,324,426</b>	<b>91%</b>	<b>110,575,574</b>	<b>9,365,000</b>	<b>1,174,247,000</b>	<b>1,097,117,571</b>	<b>93%</b>	<b>77,129,429</b>	<b>86,653,000</b>
<b>2024</b>	<b>173,854,000</b>	<b>173,854,000</b>	<b>77,534,057</b>	<b>45%</b>	<b>96,319,943</b>	<b>-</b>	<b>87,201,000</b>	<b>59,959,121</b>	<b>69%</b>	<b>27,241,879</b>	<b>86,653,000</b>
<b>Regular - RA 11466, FY 2024 GAA</b>	<b>173,854,000</b>	<b>173,854,000</b>	<b>77,534,057</b>		<b>96,319,943</b>	<b>-</b>	<b>87,201,000</b>	<b>59,959,121</b>		<b>27,241,879</b>	<b>86,653,000</b>
<b>General Administration and Support</b>	<b>113,271,000</b>	<b>113,271,000</b>	<b>74,979,672</b>	<b>66%</b>	<b>38,291,328</b>	<b>-</b>	<b>58,100,000</b>	<b>57,973,137</b>	<b>100%</b>	<b>126,863</b>	<b>55,171,000</b>
General Management and Supervision	113,271,000	113,271,000	74,979,672		38,291,328	-	58,100,000	57,973,137		126,863	55,171,000
<b>Operations</b>	<b>60,583,000</b>	<b>60,583,000</b>	<b>2,554,384</b>	<b>4%</b>	<b>58,028,616</b>	<b>-</b>	<b>29,101,000</b>	<b>1,985,984</b>	<b>7%</b>	<b>27,115,016</b>	<b>31,482,000</b>
<b>Traditional and Complementary Medicine (T&amp;CM) Development and Promotion Program</b>											
Research and Development of T&CM products, services and technologies	52,176,000	52,176,000	754,261	1%	51,421,739	-	26,672,000	748,261	3%	25,923,739	25,504,000
Social advocacy and training on T&CM modalities	6,710,000	6,710,000	1,541,805	23%	5,168,195	-	1,870,000	1,103,845	59%	766,155	4,840,000
Regulation of traditional and alternative medicine practice	1,697,000	1,697,000	258,318	15%	1,438,682	-	559,000	133,878	24%	425,122	1,138,000
<b>2023</b>	<b>156,205,000</b>	<b>156,205,000</b>	<b>143,180,481</b>	<b>92%</b>	<b>13,024,518</b>	<b>-</b>	<b>156,205,000</b>	<b>123,325,321</b>	<b>79%</b>	<b>32,879,679</b>	<b>-</b>
<b>Regular - RA 11936, FY 2023 GAA</b>	<b>156,205,000</b>	<b>156,205,000</b>	<b>143,180,481</b>		<b>13,024,518</b>	<b>-</b>	<b>156,205,000</b>	<b>123,325,321</b>		<b>32,879,679</b>	<b>-</b>
<b>General Administration and Support</b>	<b>109,972,000</b>	<b>109,972,000</b>	<b>109,972,000</b>	<b>100%</b>	<b>(0)</b>	<b>-</b>	<b>109,972,000</b>	<b>107,025,389</b>	<b>97%</b>	<b>2,946,611</b>	<b>-</b>
General Management and Supervision	109,972,000	109,972,000	109,972,000		(0)	-	109,972,000	107,025,389		2,946,611	-
<b>Operations</b>	<b>46,233,000</b>	<b>46,233,000</b>	<b>33,208,481</b>	<b>72%</b>	<b>13,024,519</b>	<b>-</b>	<b>46,233,000</b>	<b>16,299,931</b>	<b>35%</b>	<b>29,933,069</b>	<b>-</b>
<b>Traditional and Complementary Medicine (T&amp;CM) Development and Promotion Program</b>											
Research and Development of T&CM products, services and technologies	37,826,000	37,826,000	25,497,401	67%	12,328,599	-	37,826,000	8,597,456	23%	29,228,544	-
Social advocacy and training on T&CM modalities	6,710,000	6,710,000	6,195,000	92%	515,000	-	6,710,000	6,195,000	92%	515,000	-
Regulation of traditional and alternative medicine practice	1,697,000	1,697,000	1,516,080	89%	180,920	-	1,697,000	1,507,475	89%	189,525	-

YEAR	ALLOTMENT						DISBURSEMENT				
	Appro (1)	SARO (2)	OBLIGATION (3)	Obligation Rate (4)=(3)/(2)	Unobligated (5)=(2)-(3)	Unreleased Appro (6)=(1) - (2)	NCA (7)	Utilization (8)	Utilization Rate (9)=(8)/(7)	Unutilized Balance (10)=(7) - (8)	Unfunded Allotment (11)=(2)-(7)
<b>2022</b>	<b>165,930,000</b>	<b>165,930,000</b>	<b>164,698,888</b>	<b>99%</b>	<b>1,231,112</b>	<b>-</b>	<b>165,930,000</b>	<b>163,657,692</b>	<b>99%</b>	<b>2,272,308</b>	<b>-</b>
<b>Regular - RA 11639, FY 2022 GAA</b>	<b>165,930,000</b>	<b>165,930,000</b>	<b>164,698,888</b>		<b>1,231,112</b>	<b>-</b>	<b>165,930,000</b>	<b>163,657,692</b>		<b>2,272,308</b>	<b>-</b>
<b>General Administration and Support</b>	<b>112,233,000</b>	<b>112,233,000</b>	<b>111,933,000</b>	<b>100%</b>	<b>300,000</b>	<b>-</b>	<b>112,233,000</b>	<b>111,710,115</b>	<b>100%</b>	<b>522,885</b>	<b>-</b>
General Management and Supervision	112,233,000	112,233,000	111,933,000		300,000	-	112,233,000	111,710,115		522,885	-
<b>Operations</b>	<b>53,697,000</b>	<b>53,697,000</b>	<b>52,765,888</b>	<b>98%</b>	<b>931,112</b>	<b>-</b>	<b>53,697,000</b>	<b>51,947,576</b>	<b>97%</b>	<b>1,749,424</b>	<b>-</b>
<b>Traditional and Complementary Medicine (T&amp;CM) Development and Promotion Program</b>											
Research and Development of T&CM products, services and technologies	43,272,000	43,272,000	42,340,888	98%	931,112	-	43,272,000	41,562,576	96%	1,709,424	-
Social advocacy and training on T&CM modalities	8,825,000	8,825,000	8,825,000	100%	-	-	8,825,000	8,825,000	100%	-	-
Regulation of traditional and alternative medicine practice	1,600,000	1,600,000	1,600,000	100%	-	-	1,600,000	1,560,000	98%	40,000	-
<b>2021</b>	<b>144,493,000</b>	<b>144,493,000</b>	<b>144,493,000</b>	<b>100%</b>	<b>-</b>	<b>-</b>	<b>144,493,000</b>	<b>138,889,643</b>	<b>96%</b>	<b>5,603,357</b>	<b>-</b>
<b>Regular - RA 11518, FY 2021 GAA</b>	<b>144,493,000</b>	<b>144,493,000</b>	<b>144,493,000</b>			<b>-</b>	<b>144,493,000</b>	<b>138,889,643</b>		<b>5,603,357</b>	<b>-</b>
<b>General Administration and Support</b>	<b>103,659,000</b>	<b>103,659,000</b>	<b>103,659,000</b>	<b>100%</b>	<b>-</b>	<b>-</b>	<b>103,659,000</b>	<b>103,659,000</b>	<b>100%</b>	<b>-</b>	<b>-</b>
General Management and Supervision	103,659,000	103,659,000	103,659,000		-	-	103,659,000	103,659,000		-	-
<b>Operations</b>	<b>40,834,000</b>	<b>40,834,000</b>	<b>40,834,000</b>	<b>100%</b>	<b>-</b>	<b>-</b>	<b>40,834,000</b>	<b>35,230,643</b>	<b>86%</b>	<b>5,603,357</b>	<b>-</b>
<b>Traditional and Complementary Medicine (T&amp;CM) Development and Promotion Program</b>											
Research and Development of T&CM products, services and technologies	32,909,000	32,909,000	32,909,000	100%	-	-	32,909,000	30,689,606	93%	2,219,394	-
Social advocacy and training on T&CM modalities	6,325,000	6,325,000	6,325,000	100%	-	-	6,325,000	4,009,552	63%	2,315,448	-
Regulation of traditional and alternative medicine practice	1,600,000	1,600,000	1,600,000	100%	-	-	1,600,000	531,485	33%	1,068,515	-
<b>2020</b>	<b>138,153,000</b>	<b>128,788,000</b>	<b>128,788,000</b>	<b>100%</b>	<b>-</b>	<b>9,365,000</b>	<b>128,788,000</b>	<b>127,594,398</b>	<b>99%</b>	<b>1,193,602</b>	<b>-</b>
<b>Regular - RA 11464, FY 2020 GAA</b>	<b>138,153,000</b>	<b>128,788,000</b>	<b>128,788,000</b>			<b>9,365,000</b>	<b>128,788,000</b>	<b>127,594,398</b>		<b>1,193,602</b>	<b>-</b>
<b>General Administration and Support</b>	<b>93,650,000</b>	<b>84,285,000</b>	<b>84,285,000</b>	<b>100%</b>	<b>-</b>	<b>9,365,000</b>	<b>84,285,000</b>	<b>84,285,000</b>	<b>100%</b>	<b>-</b>	<b>-</b>
General Management and Supervision	93,650,000	84,285,000	84,285,000		-	9,365,000	84,285,000	84,285,000		-	-



YEAR	ALLOTMENT						DISBURSEMENT				
	Appro (1)	SARO (2)	OBLIGATION (3)	Obligation Rate (4)=(3)/(2)	Unobligated (5)=(2)-(3)	Unreleased Appro (6)=(1) - (2)	NCA (7)	Utilization (8)	Utilization Rate (9)=(8)/(7)	Unutilized Balance (10)=(7) - (8)	Unfunded Allotment (11)=(2)-(7)
<b>Operations</b>	<u>44,503,000</u>	<u>44,503,000</u>	<u>44,503,000</u>	<u>100%</u>	<u>-</u>	<u>-</u>	<u>44,503,000</u>	<u>43,309,398</u>	<u>97%</u>	<u>1,193,602</u>	<u>-</u>
<b>Traditional and Complementary Medicine (T&amp;CM) Development and Promotion Program</b>											
Research and Development of T&CM products, services and technologies	36,578,000	36,578,000	36,578,000	100%	-	-	36,578,000	35,384,398	97%	1,193,602	-
Social advocacy and training on T&CM modalities	6,325,000	6,325,000	6,325,000	100%	-	-	6,325,000	6,325,000	100%	-	-
Regulation of traditional and alternative medicine practice	1,600,000	1,600,000	1,600,000	100%	-	-	1,600,000	1,600,000	100%	-	-
<b>2019</b>	<b>142,619,000</b>	<b>142,619,000</b>	<b>142,619,000</b>	<b>100%</b>	<b>-</b>	<b>-</b>	<b>142,619,000</b>	<b>142,619,000</b>	<b>100%</b>	<b>(0)</b>	<b>-</b>
<b>Regular - RA 11260, FY 2019 GAA</b>	<u>142,619,000</u>	<u>142,619,000</u>	<u>142,619,000</u>			<u>-</u>	<u>142,619,000</u>	<u>142,619,000</u>		<u>(0)</u>	<u>-</u>
<b>General Administration and Support</b>	<u>100,229,000</u>	<u>100,229,000</u>	<u>100,229,000</u>	<u>100%</u>	<u>-</u>	<u>-</u>	<u>100,229,000</u>	<u>100,229,000</u>	<u>100%</u>	<u>-</u>	<u>-</u>
General Management and Supervision	100,229,000	100,229,000	100,229,000		-	-	100,229,000	100,229,000		-	-
<b>Operations</b>	<u>42,390,000</u>	<u>42,390,000</u>	<u>42,390,000</u>	<u>100%</u>	<u>-</u>	<u>-</u>	<u>42,390,000</u>	<u>42,390,000</u>	<u>100%</u>	<u>(0)</u>	<u>-</u>
<b>Traditional and Complementary Medicine (T&amp;CM) Development and Promotion Program</b>											
Research and Development of T&CM products, services and technologies	34,465,000	34,465,000	34,465,000	100%	-	-	34,465,000	34,465,000	100%	(0)	-
Social advocacy and training on T&CM modalities	6,325,000	6,325,000	6,325,000	100%	-	-	6,325,000	6,325,000	100%	-	-
Regulation of traditional and alternative medicine practice	1,600,000	1,600,000	1,600,000	100%	-	-	1,600,000	1,600,000	100%	-	-
<b>2018</b>	<b>126,433,000</b>	<b>126,433,000</b>	<b>126,433,000</b>	<b>100%</b>	<b>-</b>	<b>-</b>	<b>126,433,000</b>	<b>123,314,194</b>	<b>98%</b>	<b>3,118,807</b>	<b>-</b>
<b>Regular - RA 10964, FY 2018 GAA</b>	<u>126,433,000</u>	<u>126,433,000</u>	<u>126,433,000</u>			<u>-</u>	<u>126,433,000</u>	<u>123,314,194</u>		<u>3,118,807</u>	<u>-</u>
<b>General Administration and Support</b>	<u>69,508,000</u>	<u>69,508,000</u>	<u>69,508,000</u>	<u>100%</u>	<u>-</u>	<u>-</u>	<u>69,508,000</u>	<u>69,508,000</u>	<u>100%</u>	<u>-</u>	<u>-</u>
General Management and Supervision	69,508,000	69,508,000	69,508,000	100%	-	-	69,508,000	69,508,000		-	-
<b>Operations</b>	<u>56,925,000</u>	<u>56,925,000</u>	<u>56,925,000</u>	<u>100%</u>	<u>-</u>	<u>-</u>	<u>56,925,000</u>	<u>53,806,194</u>	<u>95%</u>	<u>3,118,807</u>	<u>-</u>
Research and Development of T&CM products, services and technologies	49,000,000	49,000,000	49,000,000	100%	-	-	49,000,000	45,881,194	94%	3,118,807	-

YEAR	ALLOTMENT						DISBURSEMENT				
	Appro (1)	SARO (2)	OBLIGATION (3)	Obligation Rate (4)=(3)/(2)	Unobligated (5)=(2)-(3)	Unreleased Appro (6)=(1) - (2)	NCA (7)	Utilization (8)	Utilization Rate (9)=(8)/(7)	Unutilized Balance (10)=(7) - (8)	Unfunded Allotment (11)=(2)-(7)
Social advocacy and training on T&CM modalities	6,325,000	6,325,000	6,325,000	100%	-	-	6,325,000	6,325,000	100%	-	-
Regulation of traditional and alternative medicine practice	1,600,000	1,600,000	1,600,000	100%	-	-	1,600,000	1,600,000	100%	-	-
<b>2017</b>	<b>116,932,000</b>	<b>116,932,000</b>	<b>116,932,000</b>	<b>100%</b>	<b>-</b>	<b>-</b>	<b>116,932,000</b>	<b>112,112,203</b>	<b>96%</b>	<b>4,819,797</b>	<b>-</b>
<b>Regular - RA 10924, FY 2017 GAA</b>	<u>116,932,000</u>	<u>116,932,000</u>	<u>116,932,000</u>			<u>-</u>	<u>116,932,000</u>	<u>112,112,203</u>		<u>4,819,797</u>	<u>-</u>
<b>General Administration and Support</b>	<u>66,932,000</u>	<u>66,932,000</u>	<u>66,932,000</u>	<u>100%</u>		<u>-</u>	<u>66,932,000</u>	<u>66,932,000</u>	<u>100%</u>		<u>-</u>
<b>Operations</b>	<u>50,000,000</u>	<u>50,000,000</u>	<u>50,000,000</u>			<u>-</u>	<u>50,000,000</u>	<u>45,180,203</u>		<u>4,819,797</u>	<u>-</u>
MFO 1: Research and Development Services	44,000,000	44,000,000	44,000,000	100%		-	44,000,000	39,180,203	89%	4,819,797	-
MFO 2: Technical Advisory and Advocacy	5,000,000	5,000,000	5,000,000	100%		-	5,000,000	5,000,000	100%	-	-
MFO 3: Regulation of Traditional & Alternative Medicine Practice	1,000,000	1,000,000	1,000,000	100%		-	1,000,000	1,000,000	100%	-	-
<b>2016</b>	<b>55,646,000</b>	<b>55,646,000</b>	<b>55,646,000</b>	<b>100%</b>	<b>-</b>	<b>-</b>	<b>55,646,000</b>	<b>55,646,000</b>	<b>100%</b>	<b>-</b>	<b>-</b>
<b>Regular (RA 10717, FY 2016 GAA)</b>	<u>55,646,000</u>	<u>55,646,000</u>	<u>55,646,000</u>	<u>100%</u>		<u>-</u>	<u>55,646,000</u>	<u>55,646,000</u>	<u>100%</u>	<u>-</u>	<u>-</u>
MFO 1: Research and Development Services	44,000,000	44,000,000	44,000,000	100%		-	44,000,000	44,000,000	100%	-	-
MFO 2: Technical Advisory and Advocacy	10,646,000	10,646,000	10,646,000	100%		-	10,646,000	10,646,000	100%	-	-
MFO 3: Regulation of Traditional & Alternative Medicine Practice	1,000,000	1,000,000	1,000,000	100%		-	1,000,000	1,000,000	100%	-	-
<b>2015</b>	<b>50,000,000</b>	<b>50,000,000</b>	<b>50,000,000</b>	<b>100%</b>	<b>-</b>	<b>-</b>	<b>50,000,000</b>	<b>50,000,000</b>	<b>100%</b>	<b>-</b>	<b>-</b>
<b>A. Regular (RA 10651, FY 2015 GAA)</b>	<u>50,000,000</u>	<u>50,000,000</u>	<u>50,000,000</u>	<u>100%</u>		<u>-</u>	<u>50,000,000</u>	<u>50,000,000</u>	<u>100%</u>	<u>-</u>	<u>-</u>
MFO 1: Research and Development Services	44,000,000	44,000,000	44,000,000	100%		-	44,000,000	44,000,000	100%	-	-
MFO 2: Technical Advisory and Advocacy	5,000,000	5,000,000	5,000,000	100%		-	5,000,000	5,000,000	100%	-	-
MFO 3: Regulation of Traditional & Alternative Medicine Practice	1,000,000	1,000,000	1,000,000	100%		-	1,000,000	1,000,000	100%	-	-

YEAR	ALLOTMENT						DISBURSEMENT				
	Appro (1)	SARO (2)	OBLIGATION (3)	Obligation Rate (4)=(3)/(2)	Unobligated (5)=(2)-(3)	Unreleased Appro (6)=(1) - (2)	NCA (7)	Utilization (8)	Utilization Rate (9)=(8)/(7)	Unutilized Balance (10)=(7) - (8)	Unfunded Allotment (11)=(2)-(7)
2014	49,800,000	49,800,000	49,800,000	100%	-	-	49,800,000	49,800,000	100%	-	-
A. Regular (RA 10633, FY 2014 GAA)	49,800,000	49,800,000	49,800,000	100%		-	49,800,000	49,800,000	100%	-	
MFO 1: Research and Development Services	3,400,000	3,400,000	3,400,000	100%		-	3,400,000	3,400,000	100%	-	-
MFO 2: Technical Advisory and Advocacy	46,400,000	46,400,000	46,400,000	100%		-	46,400,000	46,400,000	100%	-	-

Prepared by:

  
**ARIAN S. DAGA**  
 Budget Officer III

Reviewed and Recommended for approval:


  
**MARIA JUDY L. BARTOLOME**  
 Chief Financial Management Specialist

Approved by:

  
**MA. TERESA C. INIGO, MD, FPCAM, CESE**  
 Director General



SUMMARY OF APPROPRIATIONS, ALLOTMENTS, OBLIGATIONS, DISBURSEMENTS AND BALANCES  
As of the Quarter Ending June 30, 2024



X	Current Year Appropriations
	Supplemental Appropriations
	Continuing Appropriations

Department : Department of Health  
Agency : PITAHC  
Operating Unit :  
Organization Code (UACS) :  
Funding Source Code (as clustered) :  
(e.g. Old Fund Code: 101,102, 151)

Particulars	UACS CODE	Appropriations			Allotments			Current Year Obligations							Current Year Disbursements							Unreleased Appropriations	Unobligated Allotment	Unpaid Obligations (15-20) = (23+24)	
		Authorized Appropriation	Adjustments (Transfer (To)/From, Realignment)	Adjusted Appropriations	Allotments Received	Adjustments (Withdrawal, Realignment)	Transfer To	Transfer From	Adjusted Total Allotments	1st Quarter Ending March 31	2nd Quarter Ending June 30	3rd Quarter Ending Sept. 30	4th Quarter Ending Dec. 31	Total	1st Quarter Ending March 31	2nd Quarter Ending June 30	3rd Quarter Ending Sept. 30	4th Quarter Ending Dec. 31	Total	Due and Demandable	Not Yet Due and Demandable				
1	2	3	4	5=(3+4)	6	7	8	9	10=[(6+(-)7)+8+9]	11	12	13	14	15=[(11+12+13+14)]	16	17	18	19	20=[(16+17+18+19)]	21=(5-10)	22=[(10-15)]	23	24		
SUMMARY																									
A. AGENCY SPECIFIC BUDGET																									
Subsidies																									
General Administration and Support		113,271,000.00	0.00	113,271,000.00	113,271,000.00	0.00	0.00	0.00	113,271,000.00	28,191,591.17	46,788,081.29	0.00	0.00	74,979,672.46	24,344,925.41	33,628,211.24	0.00	0.00	57,973,136.65	0.00	38,291,327.54	12,864,033.71	4,142,502.10		
General management and supervision		113,271,000.00	0.00	113,271,000.00	113,271,000.00	0.00	0.00	0.00	113,271,000.00	28,191,591.17	46,788,081.29	0.00	0.00	74,979,672.46	24,344,925.41	33,628,211.24	0.00	0.00	57,973,136.65	0.00	38,291,327.54	12,864,033.71	4,142,502.10		
MOOE		113,271,000.00	0.00	113,271,000.00	113,271,000.00	0.00	0.00	0.00	113,271,000.00	28,191,591.17	46,788,081.29	0.00	0.00	74,979,672.46	24,344,925.41	33,628,211.24	0.00	0.00	57,973,136.65	0.00	38,291,327.54	12,864,033.71	4,142,502.10		
Operations		60,583,000.00	0.00	60,583,000.00	60,583,000.00	0.00	0.00	0.00	60,583,000.00	874,026.53	1,680,357.59	0.00	0.00	2,554,384.12	501,079.98	1,484,904.14	0.00	0.00	1,985,984.12	0.00	58,028,615.88	568,400.00	0.00		
OO : Access to quality and cost effective Traditional and Complementary Medicine (T&CM) products and services improved		60,583,000.00	0.00	60,583,000.00	60,583,000.00	0.00	0.00	0.00	60,583,000.00	874,026.53	1,680,357.59	0.00	0.00	2,554,384.12	501,079.98	1,484,904.14	0.00	0.00	1,985,984.12	0.00	58,028,615.88	568,400.00	0.00		
TRADITIONAL AND COMPLEMENTARY MEDICINE DEVELOPMENT AND PROMOTION PROGRAM		52,176,000.00	0.00	52,176,000.00	52,176,000.00	0.00	0.00	0.00	52,176,000.00	153,570.00	600,691.15	0.00	0.00	754,261.15	153,570.00	594,691.15	0.00	0.00	748,261.15	0.00	51,421,738.85	6,000.00	0.00		
Research and development of T&CM products, services and technologies		52,176,000.00	0.00	52,176,000.00	52,176,000.00	0.00	0.00	0.00	52,176,000.00	153,570.00	600,691.15	0.00	0.00	754,261.15	153,570.00	594,691.15	0.00	0.00	748,261.15	0.00	51,421,738.85	6,000.00	0.00		
MOOE		6,710,000.00	0.00	6,710,000.00	6,710,000.00	0.00	0.00	0.00	6,710,000.00	673,017.53	868,787.19	0.00	0.00	1,541,804.72	331,575.98	772,268.74	0.00	0.00	1,103,844.72	0.00	5,168,195.28	437,960.00	0.00		
Social advocacy and training on T&CM modalities		6,710,000.00	0.00	6,710,000.00	6,710,000.00	0.00	0.00	0.00	6,710,000.00	673,017.53	868,787.19	0.00	0.00	1,541,804.72	331,575.98	772,268.74	0.00	0.00	1,103,844.72	0.00	5,168,195.28	437,960.00	0.00		
MOOE		1,697,000.00	0.00	1,697,000.00	1,697,000.00	0.00	0.00	0.00	1,697,000.00	47,439.00	210,879.25	0.00	0.00	258,318.25	15,934.00	117,944.25	0.00	0.00	133,878.25	0.00	1,438,681.75	124,440.00	0.00		
Regulation of traditional and alternative medicine practice		1,697,000.00	0.00	1,697,000.00	1,697,000.00	0.00	0.00	0.00	1,697,000.00	47,439.00	210,879.25	0.00	0.00	258,318.25	15,934.00	117,944.25	0.00	0.00	133,878.25	0.00	1,438,681.75	124,440.00	0.00		
MOOE		1,697,000.00	0.00	1,697,000.00	1,697,000.00	0.00	0.00	0.00	1,697,000.00	47,439.00	210,879.25	0.00	0.00	258,318.25	15,934.00	117,944.25	0.00	0.00	133,878.25	0.00	1,438,681.75	124,440.00	0.00		
Sub-Total, Agency-Specific		173,854,000.00	0.00	173,854,000.00	173,854,000.00	0.00	0.00	0.00	173,854,000.00	29,065,617.70	48,468,438.88	0.00	0.00	77,534,056.58	24,846,005.39	35,113,115.38	0.00	0.00	59,959,120.77	0.00	96,319,943.42	13,432,433.71	4,142,502.10		
PS		173,854,000.00	0.00	173,854,000.00	173,854,000.00	0.00	0.00	0.00	173,854,000.00	29,065,617.70	48,468,438.88	0.00	0.00	77,534,056.58	24,846,005.39	35,113,115.38	0.00	0.00	59,959,120.77	0.00	96,319,943.42	13,432,433.71	4,142,502.10		
MOOE																									
Fin Ex																									
CO																									
B. AUTOMATIC APPROPRIATIONS		0.00	0.00	0.00	0.00	0.00	0.00	0.00	0.00	0.00	0.00	0.00	0.00	0.00	0.00	0.00	0.00	0.00	0.00	0.00	0.00	0.00	0.00		
Retirement and Life Insurance Premium																									
Specify allotment class/object of expenditures																									
Customs Duties and Taxes																									
Specify allotment class/object of expenditures																									
Continue down to the last object of expenditure...																									
C. SPECIAL PURPOSE FUNDS		0.00	0.00	0.00	0.00	0.00	0.00	0.00	0.00	0.00	0.00	0.00	0.00	0.00	0.00	0.00	0.00	0.00	0.00	0.00	0.00	0.00	0.00		
Miscellaneous Personnel Benefits Fund																									
Specify allotment class/object of expenditures																									
Pension and Gratuity Fund																									
Specify allotment class/object of expenditures																									
Continue down to the last object of expenditure...																									
GRAND TOTAL		173,854,000.00	0.00	173,854,000.00	173,854,000.00	0.00	0.00	0.00	173,854,000.00	29,065,617.70	48,468,438.88	0.00	0.00	77,534,056.58	24,846,005.39	35,113,115.38	0.00	0.00	59,959,120.77	0.00	96,319,943.42	13,432,433.71	4,142,502.10		
PS		173,854,000.00	0.00	173,854,000.00	173,854,000.00	0.00	0.00	0.00	173,854,000.00	29,065,617.70	48,468,438.88	0.00	0.00	77,534,056.58	24,846,005.39	35,113,115.38	0.00	0.00	59,959,120.77	0.00	96,319,943.42	13,432,433.71	4,142,502.10		
MOOE																									
Fin Ex																									
CO																									

Prepared by:

ARIAN S. DAGA  
Budget Officer III  
Date:

Certified Correct:

Mary Shane Del Mundo Salesale  
Accountant III  
Date:


Reviewed and Recommended for approval:

Mary Judy L. Bartolome  
Chief Financial Management Specialist  
Date: 07/30/24

Approved by:

MA. TERESA C. INIGO, MD, FPCAM, CESE  
Director General  
Date:

**STATEMENT OF ALLOTMENT, OBLIGATIONS, UTILIZATION AND BALANCES**  
 Philippine Institute of Traditional and Alternative Health Care  
 As of September 30, 2024  
 (in Pesos)



YEAR	ALLOTMENT						DISBURSEMENT				
	Appro (1)	SARO (2)	OBLIGATION (3)	Obligation Rate (4)=(3)/(2)	Unobligated (5)=(2)-(3)	Unreleased Appro (6)=(1) - (2)	NCA (7)	Utilization (8)	Utilization Rate (9)=(8)/(7)	Unutilized Balance (10)=(7) - (8)	Unfunded Allotment (11)=(2)-(7)
<b>GRAND TOTAL</b>	<b>1,270,265,000</b>	<b>1,260,900,000</b>	<b>1,183,714,404</b>	<b>94%</b>	<b>77,185,596</b>	<b>9,365,000</b>	<b>1,220,351,000</b>	<b>1,138,348,644</b>	<b>93%</b>	<b>82,002,356</b>	<b>40,549,000</b>
<b>2024</b>	<b>173,854,000</b>	<b>173,854,000</b>	<b>114,074,035</b>	<b>66%</b>	<b>59,779,965</b>	<b>-</b>	<b>133,305,000</b>	<b>96,841,752</b>	<b>73%</b>	<b>36,463,248</b>	<b>40,549,000</b>
<b>Regular - RA 11466, FY 2024 GAA</b>	<b>173,854,000</b>	<b>173,854,000</b>	<b>114,074,035</b>		<b>59,779,965</b>	<b>-</b>	<b>133,305,000</b>	<b>96,841,752</b>		<b>36,463,248</b>	<b>40,549,000</b>
<b>General Administration and Support</b>	<b>113,271,000</b>	<b>113,271,000</b>	<b>102,358,969</b>	<b>90%</b>	<b>10,912,031</b>	<b>-</b>	<b>93,598,000</b>	<b>92,955,751</b>	<b>99%</b>	<b>642,249</b>	<b>19,673,000</b>
General Management and Supervision	113,271,000	113,271,000	102,358,969		10,912,031	-	93,598,000	92,955,751		642,249	19,673,000
<b>Operations</b>	<b>60,583,000</b>	<b>60,583,000</b>	<b>11,715,066</b>	<b>19%</b>	<b>48,867,934</b>	<b>-</b>	<b>39,707,000</b>	<b>3,886,001</b>	<b>10%</b>	<b>35,820,999</b>	<b>20,876,000</b>
<b>Traditional and Complementary Medicine (T&amp;CM) Development and Promotion Program</b>											
Research and Development of T&CM products, services and technologies	52,176,000	52,176,000	8,456,417	16%	43,719,583	-	35,110,000	993,302	3%	34,116,698	17,066,000
Social advocacy and training on T&CM modalities	6,710,000	6,710,000	2,606,336	39%	4,103,664	-	3,776,000	2,606,336	69%	1,169,664	2,934,000
Regulation of traditional and alternative medicine practice	1,697,000	1,697,000	652,313	38%	1,044,687	-	821,000	286,363	35%	534,637	876,000
<b>2023</b>	<b>156,205,000</b>	<b>156,205,000</b>	<b>143,180,481</b>	<b>92%</b>	<b>13,024,519</b>	<b>-</b>	<b>156,205,000</b>	<b>127,671,547</b>	<b>82%</b>	<b>28,533,453</b>	<b>-</b>
<b>Regular - RA 11936, FY 2023 GAA</b>	<b>156,205,000</b>	<b>156,205,000</b>	<b>143,180,481</b>		<b>13,024,519</b>	<b>-</b>	<b>156,205,000</b>	<b>127,671,547</b>		<b>28,533,453</b>	<b>-</b>
<b>General Administration and Support</b>	<b>109,972,000</b>	<b>109,972,000</b>	<b>109,972,000</b>	<b>100%</b>	<b>-</b>	<b>-</b>	<b>109,972,000</b>	<b>109,632,674</b>	<b>100%</b>	<b>339,326</b>	<b>-</b>
General Management and Supervision	109,972,000	109,972,000	109,972,000		-	-	109,972,000	109,632,674		339,326	-
<b>Operations</b>	<b>46,233,000</b>	<b>46,233,000</b>	<b>33,208,481</b>	<b>72%</b>	<b>13,024,519</b>	<b>-</b>	<b>46,233,000</b>	<b>18,038,873</b>	<b>39%</b>	<b>28,194,127</b>	<b>-</b>
<b>Traditional and Complementary Medicine (T&amp;CM) Development and Promotion Program</b>											
Research and Development of T&CM products, services and technologies	37,826,000	37,826,000	25,497,401	67%	12,328,599	-	37,826,000	10,336,398	27%	27,489,602	-
Social advocacy and training on T&CM modalities	6,710,000	6,710,000	6,195,000	92%	515,000	-	6,710,000	6,195,000	92%	515,000	-
Regulation of traditional and alternative medicine practice	1,697,000	1,697,000	1,516,080	89%	180,920	-	1,697,000	1,507,475	89%	189,525	-

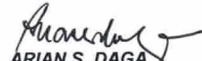
YEAR	ALLOTMENT						DISBURSEMENT				
	Appro (1)	SARO (2)	OBLIGATION (3)	Obligation Rate (4)=(3)/(2)	Unobligated (5)=(2)-(3)	Unreleased Appro (6)=(1) - (2)	NCA (7)	Utilization (8)	Utilization Rate (9)=(8)/(7)	Unutilized Balance (10)=(7) - (8)	Unfunded Allotment (11)=(2)-(7)
<b>2022</b>	<b>165,930,000</b>	<b>165,930,000</b>	<b>164,698,888</b>	<b>99%</b>	<b>1,231,112</b>	<b>-</b>	<b>165,930,000</b>	<b>163,657,692</b>	<b>99%</b>	<b>2,272,308</b>	<b>-</b>
<b>Regular - RA 11639, FY 2022 GAA</b>	<b>165,930,000</b>	<b>165,930,000</b>	<b>164,698,888</b>		<b>1,231,112</b>	<b>-</b>	<b>165,930,000</b>	<b>163,657,692</b>		<b>2,272,308</b>	<b>-</b>
<b>General Administration and Support</b>	<b>112,233,000</b>	<b>112,233,000</b>	<b>111,933,000</b>	<b>100%</b>	<b>300,000</b>	<b>-</b>	<b>112,233,000</b>	<b>111,710,115</b>	<b>100%</b>	<b>522,885</b>	<b>-</b>
General Management and Supervision	112,233,000	112,233,000	111,933,000		300,000	-	112,233,000	111,710,115		522,885	-
<b>Operations</b>	<b>53,697,000</b>	<b>53,697,000</b>	<b>52,765,888</b>	<b>98%</b>	<b>931,112</b>	<b>-</b>	<b>53,697,000</b>	<b>51,947,575</b>	<b>97%</b>	<b>1,749,424</b>	<b>-</b>
<b>Traditional and Complementary Medicine (T&amp;CM) Development and Promotion Program</b>											
Research and Development of T&CM products, services and technologies	43,272,000	43,272,000	42,340,888	98%	931,112	-	43,272,000	41,562,575	96%	1,709,424	-
Social advocacy and training on T&CM modalities	8,825,000	8,825,000	8,825,000	100%	-	-	8,825,000	8,825,000	100%	-	-
Regulation of traditional and alternative medicine practice	1,600,000	1,600,000	1,600,000	100%	-	-	1,600,000	1,560,000	98%	40,000	-
<b>2021</b>	<b>144,493,000</b>	<b>144,493,000</b>	<b>141,343,000</b>	<b>98%</b>	<b>3,150,000</b>	<b>-</b>	<b>144,493,000</b>	<b>138,889,643</b>	<b>96%</b>	<b>5,603,357</b>	<b>-</b>
<b>Regular - RA 11518, FY 2021 GAA</b>	<b>144,493,000</b>	<b>144,493,000</b>	<b>141,343,000</b>			<b>-</b>	<b>144,493,000</b>	<b>138,889,643</b>		<b>5,603,357</b>	<b>-</b>
<b>General Administration and Support</b>	<b>103,659,000</b>	<b>103,659,000</b>	<b>103,659,000</b>	<b>100%</b>	<b>-</b>	<b>-</b>	<b>103,659,000</b>	<b>103,659,000</b>	<b>100%</b>	<b>-</b>	<b>-</b>
General Management and Supervision	103,659,000	103,659,000	103,659,000		-	-	103,659,000	103,659,000		-	-
<b>Operations</b>	<b>40,834,000</b>	<b>40,834,000</b>	<b>37,684,000</b>	<b>92%</b>	<b>3,150,000</b>	<b>-</b>	<b>40,834,000</b>	<b>35,230,643</b>	<b>86%</b>	<b>5,603,357</b>	<b>-</b>
<b>Traditional and Complementary Medicine (T&amp;CM) Development and Promotion Program</b>											
Research and Development of T&CM products, services and technologies	32,909,000	32,909,000	32,909,000	100%	-	-	32,909,000	30,689,603	93%	2,219,394	-
Social advocacy and training on T&CM modalities	6,325,000	6,325,000	4,025,000	64%	2,300,000	-	6,325,000	4,009,551	63%	2,315,448	-
Regulation of traditional and alternative medicine practice	1,600,000	1,600,000	750,000	47%	850,000	-	1,600,000	531,483	33%	1,068,515	-
<b>2020</b>	<b>138,153,000</b>	<b>128,788,000</b>	<b>128,788,000</b>	<b>100%</b>	<b>-</b>	<b>9,365,000</b>	<b>128,788,000</b>	<b>127,596,614</b>	<b>99%</b>	<b>1,191,386</b>	<b>-</b>
<b>Regular - RA 11464, FY 2020 GAA</b>	<b>138,153,000</b>	<b>128,788,000</b>	<b>128,788,000</b>			<b>9,365,000</b>	<b>128,788,000</b>	<b>127,596,614</b>		<b>1,191,386</b>	<b>-</b>
<b>General Administration and Support</b>	<b>93,650,000</b>	<b>84,285,000</b>	<b>84,285,000</b>	<b>100%</b>	<b>-</b>	<b>9,365,000</b>	<b>84,285,000</b>	<b>84,285,000</b>	<b>100%</b>	<b>-</b>	<b>-</b>
General Management and Supervision	93,650,000	84,285,000	84,285,000		-	9,365,000	84,285,000	84,285,000		-	-



YEAR	ALLOTMENT						DISBURSEMENT				
	Appro (1)	SARO (2)	OBLIGATION (3)	Obligation Rate (4)=(3)/(2)	Unobligated (5)=(2)-(3)	Unreleased Appro (6)=(1) - (2)	NCA (7)	Utilization (8)	Utilization Rate (9)=(8)/(7)	Unutilized Balance (10)=(7) - (8)	Unfunded Allotment (11)=(2)-(7)
<b>Operations</b>	<u>44,503,000</u>	<u>44,503,000</u>	<u>44,503,000</u>	<u>100%</u>	<u>-</u>	<u>-</u>	<u>44,503,000</u>	<u>43,311,614</u>	<u>97%</u>	<u>1,191,386</u>	<u>-</u>
<b>Traditional and Complementary Medicine (T&amp;CM) Development and Promotion Program</b>											
Research and Development of T&CM products, services and technologies	36,578,000	36,578,000	36,578,000	100%	-	-	36,578,000	35,386,614	97%	1,191,386	-
Social advocacy and training on T&CM modalities	6,325,000	6,325,000	6,325,000	100%	-	-	6,325,000	6,325,000	100%	-	-
Regulation of traditional and alternative medicine practice	1,600,000	1,600,000	1,600,000	100%	-	-	1,600,000	1,600,000	100%	-	-
<b>2019</b>	<u>142,619,000</u>	<u>142,619,000</u>	<u>142,619,000</u>	<u>100%</u>	<u>-</u>	<u>-</u>	<u>142,619,000</u>	<u>142,619,000</u>	<u>100%</u>	<u>(0)</u>	<u>-</u>
<b>Regular - RA 11260, FY 2019 GAA</b>	<u>142,619,000</u>	<u>142,619,000</u>	<u>142,619,000</u>			<u>-</u>	<u>142,619,000</u>	<u>142,619,000</u>		<u>(0)</u>	<u>-</u>
<b>General Administration and Support</b>	<u>100,229,000</u>	<u>100,229,000</u>	<u>100,229,000</u>	<u>100%</u>	<u>-</u>	<u>-</u>	<u>100,229,000</u>	<u>100,229,000</u>	<u>100%</u>	<u>-</u>	<u>-</u>
General Management and Supervision	100,229,000	100,229,000	100,229,000		-	-	100,229,000	100,229,000		-	-
<b>Operations</b>	<u>42,390,000</u>	<u>42,390,000</u>	<u>42,390,000</u>	<u>100%</u>	<u>-</u>	<u>-</u>	<u>42,390,000</u>	<u>42,390,000</u>	<u>100%</u>	<u>(0)</u>	<u>-</u>
<b>Traditional and Complementary Medicine (T&amp;CM) Development and Promotion Program</b>											
Research and Development of T&CM products, services and technologies	34,465,000	34,465,000	34,465,000	100%	-	-	34,465,000	34,465,000	100%	(0)	-
Social advocacy and training on T&CM modalities	6,325,000	6,325,000	6,325,000	100%	-	-	6,325,000	6,325,000	100%	-	-
Regulation of traditional and alternative medicine practice	1,600,000	1,600,000	1,600,000	100%	-	-	1,600,000	1,600,000	100%	-	-
<b>2018</b>	<u>126,433,000</u>	<u>126,433,000</u>	<u>126,433,000</u>	<u>100%</u>	<u>-</u>	<u>-</u>	<u>126,433,000</u>	<u>123,314,194</u>	<u>98%</u>	<u>3,118,807</u>	<u>-</u>
<b>Regular - RA 10964, FY 2018 GAA</b>	<u>126,433,000</u>	<u>126,433,000</u>	<u>126,433,000</u>			<u>-</u>	<u>126,433,000</u>	<u>123,314,194</u>		<u>3,118,807</u>	<u>-</u>
<b>General Administration and Support</b>	<u>69,508,000</u>	<u>69,508,000</u>	<u>69,508,000</u>	<u>100%</u>	<u>-</u>	<u>-</u>	<u>69,508,000</u>	<u>69,508,000</u>	<u>100%</u>	<u>-</u>	<u>-</u>
General Management and Supervision	69,508,000	69,508,000	69,508,000	100%	-	-	69,508,000	69,508,000		-	-
<b>Operations</b>	<u>56,925,000</u>	<u>56,925,000</u>	<u>56,925,000</u>	<u>100%</u>	<u>-</u>	<u>-</u>	<u>56,925,000</u>	<u>53,806,194</u>	<u>95%</u>	<u>3,118,807</u>	<u>-</u>
Research and Development of T&CM products, services and technologies	49,000,000	49,000,000	49,000,000	100%	-	-	49,000,000	45,881,194	94%	3,118,807	-

YEAR	ALLOTMENT						DISBURSEMENT				
	Appro (1)	SARO (2)	OBLIGATION (3)	Obligation Rate (4)=(3)/(2)	Unobligated (5)=(2)-(3)	Unreleased Appro (6)=(1) - (2)	NCA (7)	Utilization (8)	Utilization Rate (9)=(8)/(7)	Unutilized Balance (10)=(7) - (8)	Unfunded Allotment (11)=(2)-(7)
2014	49,800,000	49,800,000	49,800,000	100%	-	-	49,800,000	49,800,000	100%	-	-
A. Regular (RA 10633, FY 2014 GAA)	49,800,000	49,800,000	49,800,000	100%		-	49,800,000	49,800,000	100%	-	
MFO 1: Research and Development Services	3,400,000	3,400,000	3,400,000	100%		-	3,400,000	3,400,000	100%	-	-
MFO 2: Technical Advisory and Advocacy	46,400,000	46,400,000	46,400,000	100%		-	46,400,000	46,400,000	100%	-	-


Prepared by:

  
**ARIAN S. DAGA**  
 Budget Officer III

Reviewed and Recommended for approval:

  
**MARIA JUDY L. BARTOLOME**  
 Chief Financial Management Specialist

Approved by:

  
**MA. TERESA C. INIGO, MD, FPCAM, CESE**  
 Director General

SUMMARY OF APPROPRIATIONS, ALLOTMENTS, OBLIGATIONS, DISBURSEMENTS AND BALANCES  
As of the Quarter Ending September 30, 2024



X	Current Year Appropriations
	Supplemental Appropriations
	Continuing Appropriations

Department : Department of Health  
Agency : PITAHC  
Operating Unit :  
Organization Code (UACS) :  
Funding Source Code (as clustered) :  
(e.g. Old Fund Code: 101,102, 151)

Particulars	UACS CODE	Appropriations			Allotments			Current Year Obligations							Current Year Disbursements					Balances			
		Authorized Appropriation	Adjustments (Transfer (To)/From, Realignment)	Adjusted Appropriations	Allotments Received	Adjustments (Withdrawal, Realignment)	Transfer To	Transfer From	Adjusted Total Allotments	1st Quarter Ending March 31	2nd Quarter Ending June 30	3rd Quarter Ending Sept. 30	4th Quarter Ending Dec. 31	Total	1st Quarter Ending March 31	2nd Quarter Ending June 30	3rd Quarter Ending Sept. 30	4th Quarter Ending Dec. 31	Total	Unreleased Appropriations	Unobligated Allotment	Unpaid Obligations (15-20) = (23+24)	
		3	4	5=(3+4)	6	7	8	9	10=[(6+(-)7)-8+9]	11	12	13	14	15=(11+12+13+14)	16	17	18	19	20=(16+17+18+19)	21=(5-10)	22=(10-15)	23	24
SUMMARY																							
A. AGENCY SPECIFIC BUDGET																							
Subsidies																							
General Administration and Support		113,271,000.00	0.00	113,271,000.00	113,271,000.00	0.00	0.00	0.00	113,271,000.00	28,191,591.17	46,788,081.29	27,379,296.65	0.00	102,358,969.11	24,344,925.41	33,628,211.24	34,982,614.27	0.00	92,955,759.92	0.00	10,912,030.89	8,058,074.19	1,345,144.00
General management and supervision		113,271,000.00	0.00	113,271,000.00	113,271,000.00	0.00	0.00	0.00	113,271,000.00	28,191,591.17	46,788,081.29	27,379,296.65	0.00	102,358,969.11	24,344,925.41	33,628,211.24	34,982,614.27	0.00	92,955,759.92	0.00	10,912,030.89	8,058,074.19	1,345,144.00
MOOE		113,271,000.00	0.00	113,271,000.00	113,271,000.00	0.00	0.00	0.00	113,271,000.00	28,191,591.17	46,788,081.29	27,379,296.65	0.00	102,358,969.11	24,344,925.41	33,628,211.24	34,982,614.27	0.00	92,955,759.92	0.00	10,912,030.89	8,058,074.19	1,345,144.00
Operations		60,583,000.00	0.00	60,583,000.00	60,583,000.00	0.00	0.00	0.00	60,583,000.00	874,026.53	1,680,357.59	9,160,681.72	0.00	11,715,065.84	501,079.98	1,484,904.14	1,900,016.72	0.00	3,886,008.84	0.00	48,867,934.16	333,950.00	7,495,115.00
OO : Access to quality and cost effective Traditional and Complementary Medicine (T&CM) products and sevices improved		60,583,000.00	0.00	60,583,000.00	60,583,000.00	0.00	0.00	0.00	60,583,000.00	874,026.53	1,680,357.59	9,160,681.72	0.00	11,715,065.84	501,079.98	1,484,904.14	1,900,016.72	0.00	3,886,008.84	0.00	48,867,934.16	333,950.00	7,495,115.00
TRADITIONAL AND COMPLEMENTARY MEDICINE DEVELOPMENT AND PROMOTION PROGRAM		52,176,000.00	0.00	52,176,000.00	52,176,000.00	0.00	0.00	0.00	52,176,000.00	153,570.00	600,691.15	7,702,155.63	0.00	8,456,416.78	153,570.00	594,691.15	245,040.63	0.00	993,301.78	0.00	43,719,583.22	12,000.00	7,451,115.00
Research and development of T&CM products, services and technologies		52,176,000.00	0.00	52,176,000.00	52,176,000.00	0.00	0.00	0.00	52,176,000.00	153,570.00	600,691.15	7,702,155.63	0.00	8,456,416.78	153,570.00	594,691.15	245,040.63	0.00	993,301.78	0.00	43,719,583.22	12,000.00	7,451,115.00
MOOE		52,176,000.00	0.00	52,176,000.00	52,176,000.00	0.00	0.00	0.00	52,176,000.00	153,570.00	600,691.15	7,702,155.63	0.00	8,456,416.78	153,570.00	594,691.15	245,040.63	0.00	993,301.78	0.00	43,719,583.22	12,000.00	7,451,115.00
Social advocacy and training on T&CM modalities		6,710,000.00	0.00	6,710,000.00	6,710,000.00	0.00	0.00	0.00	6,710,000.00	673,017.53	868,787.19	1,064,531.06	0.00	2,606,335.78	331,575.98	772,268.74	1,502,491.06	0.00	2,606,335.78	0.00	4,103,664.22	0.00	0.00
MOOE		6,710,000.00	0.00	6,710,000.00	6,710,000.00	0.00	0.00	0.00	6,710,000.00	673,017.53	868,787.19	1,064,531.06	0.00	2,606,335.78	331,575.98	772,268.74	1,502,491.06	0.00	2,606,335.78	0.00	4,103,664.22	0.00	0.00
Regulation of traditional and alternative medicine practice		1,697,000.00	0.00	1,697,000.00	1,697,000.00	0.00	0.00	0.00	1,697,000.00	47,439.00	210,879.25	393,995.03	0.00	652,313.28	15,934.00	117,944.25	152,485.03	0.00	286,363.28	0.00	1,044,686.72	321,950.00	44,000.00
MOOE		1,697,000.00	0.00	1,697,000.00	1,697,000.00	0.00	0.00	0.00	1,697,000.00	47,439.00	210,879.25	393,995.03	0.00	652,313.28	15,934.00	117,944.25	152,485.03	0.00	286,363.28	0.00	1,044,686.72	321,950.00	44,000.00
Sub-Total, Agency-Specific		173,854,000.00	0.00	173,854,000.00	173,854,000.00	0.00	0.00	0.00	173,854,000.00	29,065,617.70	48,468,438.88	36,539,978.37	0.00	114,074,034.95	24,846,005.39	35,113,115.38	36,882,630.99	0.00	96,841,751.76	0.00	59,779,965.05	8,392,024.19	8,840,259.00
PS		173,854,000.00	0.00	173,854,000.00	173,854,000.00	0.00	0.00	0.00	173,854,000.00	29,065,617.70	48,468,438.88	36,539,978.37	0.00	114,074,034.95	24,846,005.39	35,113,115.38	36,882,630.99	0.00	96,841,751.76	0.00	59,779,965.05	8,392,024.19	8,840,259.00
MOOE		173,854,000.00	0.00	173,854,000.00	173,854,000.00	0.00	0.00	0.00	173,854,000.00	29,065,617.70	48,468,438.88	36,539,978.37	0.00	114,074,034.95	24,846,005.39	35,113,115.38	36,882,630.99	0.00	96,841,751.76	0.00	59,779,965.05	8,392,024.19	8,840,259.00
Fin Ex																							
CO																							
B. AUTOMATIC APPROPRIATIONS		0.00	0.00	0.00	0.00	0.00	0.00	0.00	0.00	0.00	0.00	0.00	0.00	0.00	0.00	0.00	0.00	0.00	0.00	0.00	0.00	0.00	0.00
Retirement and Life Insurance Premium																							
Specify allotment class/object of expenditures																							
Customs Duties and Taxes																							
Specify allotment class/object of expenditures																							
Continue down to the last object of expenditure...																							
C. SPECIAL PURPOSE FUNDS		0.00	0.00	0.00	0.00	0.00	0.00	0.00	0.00	0.00	0.00	0.00	0.00	0.00	0.00	0.00	0.00	0.00	0.00	0.00	0.00	0.00	0.00
Miscellaneous Personnel Benefits Fund																							
Specify allotment class/object of expenditures																							
Pension and Gratuity Fund																							
Specify allotment class/object of expenditures																							
Continue down to the last object of expenditure...																							
GRAND TOTAL		173,854,000.00	0.00	173,854,000.00	173,854,000.00	0.00	0.00	0.00	173,854,000.00	29,065,617.70	48,468,438.88	36,539,978.37	0.00	114,074,034.95	24,846,005.39	35,113,115.38	36,882,630.99	0.00	96,841,751.76	0.00	59,779,965.05	8,392,024.19	8,840,259.00
PS		173,854,000.00	0.00	173,854,000.00	173,854,000.00	0.00	0.00	0.00	173,854,000.00	29,065,617.70	48,468,438.88	36,539,978.37	0.00	114,074,034.95	24,846,005.39	35,113,115.38	36,882,630.99	0.00	96,841,751.76	0.00	59,779,965.05	8,392,024.19	8,840,259.00
MOOE		173,854,000.00	0.00	173,854,000.00	173,854,000.00	0.00	0.00	0.00	173,854,000.00	29,065,617.70	48,468,438.88	36,539,978.37	0.00	114,074,034.95	24,846,005.39	35,113,115.38	36,882,630.99	0.00	96,841,751.76	0.00	59,779,965.05	8,392,024.19	8,840,259.00
Fin Ex																							
CO																							

Prepared by:  
  
BRIAN S. DAGA  
Budget Officer III  
Date:


Certified Correct:  
  
Mary Shane Del Mundo Salesale  
Accountant III  
Date:

Reviewed and Recommended for approval:  
  
Maria Ruby L. Bartolome  
Chief Financial Management Specialist  
Date:

Approved by:  
  
MA. TERESA C. INIGO, MD, FPCAM, CESE  
Director General  
Date:



**STATEMENT OF ALLOTMENT, OBLIGATIONS, UTILIZATION AND BALANCES**  
 Philippine Institute of Traditional and Alternative Health Care  
 As of December 31, 2024  
 (in Pesos)



	YEAR	ALLOTMENT						DISBURSEMENT				
		Appro (1)	SARO (2)	OBLIGATION (3)	Obligation Rate (4)=(3)/(2)	Unobligated (5)=(2)-(3)	Unreleased Appro (6)=(1) - (2)	NCA (7)	Utilization (8)	Utilization Rate (9)=(8)/(7)	Unutilized Balance (10)=(7) - (8)	Unfunded Allotment (11)=(2)-(7)
<b>GRAND TOTAL</b>		<b>1,270,265,000</b>	<b>1,260,900,000</b>	<b>1,204,949,088</b>	<b>96%</b>	<b>55,950,912</b>	<b>9,365,000</b>	<b>1,260,900,000</b>	<b>1,163,089,859</b>	<b>92%</b>	<b>97,810,141</b>	<b>-</b>
<b>2024</b>		<b>173,854,000</b>	<b>173,854,000</b>	<b>130,373,749</b>	<b>75%</b>	<b>43,480,251</b>	<b>-</b>	<b>173,854,000</b>	<b>120,209,065</b>	<b>69%</b>	<b>53,644,935</b>	<b>-</b>
<b>Regular - RA 11466, FY 2024 GAA</b>		<b>173,854,000</b>	<b>173,854,000</b>	<b>130,373,749</b>		<b>43,480,251</b>	<b>-</b>	<b>173,854,000</b>	<b>120,209,065</b>		<b>53,644,935</b>	<b>-</b>
<b>General Administration and Support</b>		<b>113,271,000</b>	<b>113,271,000</b>	<b>113,271,000</b>	<b>100%</b>	<b>-</b>	<b>-</b>	<b>113,271,000</b>	<b>113,271,000</b>	<b>100%</b>	<b>-</b>	<b>-</b>
General Management and Supervision		113,271,000	113,271,000	113,271,000		-	-	113,271,000	113,271,000		-	-
<b>Operations</b>		<b>60,583,000</b>	<b>60,583,000</b>	<b>17,102,749</b>	<b>28%</b>	<b>43,480,251</b>	<b>-</b>	<b>60,583,000</b>	<b>6,938,065</b>	<b>11%</b>	<b>53,644,935</b>	<b>-</b>
<b>Traditional and Complementary Medicine (T&amp;CM) Development and Promotion Program</b>												
Research and Development of T&CM products, services and technologies		52,176,000	52,176,000	11,444,256	22%	40,731,744	-	52,176,000	1,525,315	3%	50,650,685	-
Social advocacy and training on T&CM modalities		6,710,000	6,710,000	4,848,265	72%	1,861,735	-	6,710,000	4,691,435	70%	2,018,565	-
Regulation of traditional and alternative medicine practice		1,697,000	1,697,000	810,228	48%	886,772	-	1,697,000	721,315	43%	975,685	-
<b>2023</b>		<b>156,205,000</b>	<b>156,205,000</b>	<b>148,115,451</b>	<b>95%</b>	<b>8,089,549</b>	<b>-</b>	<b>156,205,000</b>	<b>129,045,448</b>	<b>83%</b>	<b>27,159,552</b>	<b>-</b>
<b>Regular - RA 11936, FY 2023 GAA</b>		<b>156,205,000</b>	<b>156,205,000</b>	<b>148,115,451</b>		<b>8,089,549</b>	<b>-</b>	<b>156,205,000</b>	<b>129,045,448</b>		<b>27,159,552</b>	<b>-</b>
<b>General Administration and Support</b>		<b>109,972,000</b>	<b>109,972,000</b>	<b>109,972,000</b>	<b>100%</b>	<b>-</b>	<b>-</b>	<b>109,972,000</b>	<b>109,632,674</b>	<b>100%</b>	<b>339,326</b>	<b>-</b>
General Management and Supervision		109,972,000	109,972,000	109,972,000		-	-	109,972,000	109,632,674		339,326	-
<b>Operations</b>		<b>46,233,000</b>	<b>46,233,000</b>	<b>38,143,451</b>	<b>83%</b>	<b>8,089,549</b>	<b>-</b>	<b>46,233,000</b>	<b>19,412,774</b>	<b>42%</b>	<b>26,820,226</b>	<b>-</b>
<b>Traditional and Complementary Medicine (T&amp;CM) Development and Promotion Program</b>												
Research and Development of T&CM products, services and technologies		37,826,000	37,826,000	30,056,481	79%	7,769,519	-	37,826,000	11,585,259	31%	26,240,741	-
Social advocacy and training on T&CM modalities		6,710,000	6,710,000	6,570,890	98%	139,110	-	6,710,000	6,320,040	94%	389,960	-
Regulation of traditional and alternative medicine practice		1,697,000	1,697,000	1,516,080	89%	180,920	-	1,697,000	1,507,475	89%	189,525	-

YEAR	ALLOTMENT						DISBURSEMENT				
	Appro (1)	SARO (2)	OBLIGATION (3)	Obligation Rate (4)=(3)/(2)	Unobligated (5)=(2)-(3)	Unreleased Appro (6)=(1) - (2)	NCA (7)	Utilization (8)	Utilization Rate (9)=(8)/(7)	Unutilized Balance (10)=(7) - (8)	Unfunded Allotment (11)=(2)-(7)
<b>2022</b>	<b>165,930,000</b>	<b>165,930,000</b>	<b>164,698,888</b>	<b>99%</b>	<b>1,231,112</b>	<b>-</b>	<b>165,930,000</b>	<b>163,657,692</b>	<b>99%</b>	<b>2,272,308</b>	<b>-</b>
<b>Regular - RA 11639, FY 2022 GAA</b>	<b>165,930,000</b>	<b>165,930,000</b>	<b>164,698,888</b>		<b>1,231,112</b>	<b>-</b>	<b>165,930,000</b>	<b>163,657,692</b>		<b>2,272,308</b>	<b>-</b>
<b>General Administration and Support</b>	<b>112,233,000</b>	<b>112,233,000</b>	<b>111,933,000</b>	<b>100%</b>	<b>300,000</b>	<b>-</b>	<b>112,233,000</b>	<b>111,710,115</b>	<b>100%</b>	<b>522,885</b>	<b>-</b>
General Management and Supervision	112,233,000	112,233,000	111,933,000		300,000	-	112,233,000	111,710,115		522,885	-
<b>Operations</b>	<b>53,697,000</b>	<b>53,697,000</b>	<b>52,765,888</b>	<b>98%</b>	<b>931,112</b>	<b>-</b>	<b>53,697,000</b>	<b>51,947,576</b>	<b>97%</b>	<b>1,749,424</b>	<b>-</b>
<b>Traditional and Complementary Medicine (T&amp;CM) Development and Promotion Program</b>											
Research and Development of T&CM products, services and technologies	43,272,000	43,272,000	42,340,888	98%	931,112	-	43,272,000	41,562,576	96%	1,709,424	-
Social advocacy and training on T&CM modalities	8,825,000	8,825,000	8,825,000	100%	-	-	8,825,000	8,825,000	100%	-	-
Regulation of traditional and alternative medicine practice	1,600,000	1,600,000	1,600,000	100%	-	-	1,600,000	1,560,000	98%	40,000	-
<b>2021</b>	<b>144,493,000</b>	<b>144,493,000</b>	<b>141,343,000</b>	<b>98%</b>	<b>3,150,000</b>	<b>-</b>	<b>144,493,000</b>	<b>138,889,643</b>	<b>96%</b>	<b>5,603,357</b>	<b>-</b>
<b>Regular - RA 11518, FY 2021 GAA</b>	<b>144,493,000</b>	<b>144,493,000</b>	<b>141,343,000</b>			<b>-</b>	<b>144,493,000</b>	<b>138,889,643</b>		<b>5,603,357</b>	<b>-</b>
<b>General Administration and Support</b>	<b>103,659,000</b>	<b>103,659,000</b>	<b>103,659,000</b>	<b>100%</b>	<b>-</b>	<b>-</b>	<b>103,659,000</b>	<b>103,659,000</b>	<b>100%</b>	<b>-</b>	<b>-</b>
General Management and Supervision	103,659,000	103,659,000	103,659,000		-	-	103,659,000	103,659,000		-	-
<b>Operations</b>	<b>40,834,000</b>	<b>40,834,000</b>	<b>37,684,000</b>	<b>92%</b>	<b>3,150,000</b>	<b>-</b>	<b>40,834,000</b>	<b>35,230,643</b>	<b>86%</b>	<b>5,603,357</b>	<b>-</b>
<b>Traditional and Complementary Medicine (T&amp;CM) Development and Promotion Program</b>											
Research and Development of T&CM products, services and technologies	32,909,000	32,909,000	32,909,000	100%	-	-	32,909,000	30,689,606	93%	2,219,394	-
Social advocacy and training on T&CM modalities	6,325,000	6,325,000	4,025,000	64%	2,300,000	-	6,325,000	4,009,552	63%	2,315,448	-
Regulation of traditional and alternative medicine practice	1,600,000	1,600,000	750,000	47%	850,000	-	1,600,000	531,485	33%	1,068,515	-
<b>2020</b>	<b>138,153,000</b>	<b>128,788,000</b>	<b>128,788,000</b>	<b>100%</b>	<b>-</b>	<b>9,365,000</b>	<b>128,788,000</b>	<b>127,596,614</b>	<b>99%</b>	<b>1,191,386</b>	<b>-</b>
<b>Regular - RA 11464, FY 2020 GAA</b>	<b>138,153,000</b>	<b>128,788,000</b>	<b>128,788,000</b>			<b>9,365,000</b>	<b>128,788,000</b>	<b>127,596,614</b>		<b>1,191,386</b>	<b>-</b>
<b>General Administration and Support</b>	<b>93,650,000</b>	<b>84,285,000</b>	<b>84,285,000</b>	<b>100%</b>	<b>-</b>	<b>9,365,000</b>	<b>84,285,000</b>	<b>84,285,000</b>	<b>100%</b>	<b>-</b>	<b>-</b>
General Management and Supervision	93,650,000	84,285,000	84,285,000		-	9,365,000	84,285,000	84,285,000		-	-

YEAR	ALLOTMENT						DISBURSEMENT				
	Appro (1)	SARO (2)	OBLIGATION (3)	Obligation Rate (4)=(3)/(2)	Unobligated (5)=(2)-(3)	Unreleased Appro (6)=(1) - (2)	NCA (7)	Utilization (8)	Utilization Rate (9)=(8)/(7)	Unutilized Balance (10)=(7) - (8)	Unfunded Allotment (11)=(2)-(7)
<b>Operations</b>	<u>44,503,000</u>	<u>44,503,000</u>	<u>44,503,000</u>	<u>100%</u>	<u>-</u>	<u>-</u>	<u>44,503,000</u>	<u>43,311,614</u>	<u>97%</u>	<u>1,191,386</u>	<u>-</u>
<b>Traditional and Complementary Medicine (T&amp;CM) Development and Promotion Program</b>											
Research and Development of T&CM products, services and technologies	36,578,000	36,578,000	36,578,000	100%	-	-	36,578,000	35,386,614	97%	1,191,386	-
Social advocacy and training on T&CM modalities	6,325,000	6,325,000	6,325,000	100%	-	-	6,325,000	6,325,000	100%	-	-
Regulation of traditional and alternative medicine practice	1,600,000	1,600,000	1,600,000	100%	-	-	1,600,000	1,600,000	100%	-	-
<b>2019</b>	<u>142,619,000</u>	<u>142,619,000</u>	<u>142,619,000</u>	<u>100%</u>	<u>-</u>	<u>-</u>	<u>142,619,000</u>	<u>142,619,000</u>	<u>100%</u>	<u>(0)</u>	<u>-</u>
<b>Regular - RA 11260, FY 2019 GAA</b>	<u>142,619,000</u>	<u>142,619,000</u>	<u>142,619,000</u>			<u>-</u>	<u>142,619,000</u>	<u>142,619,000</u>		<u>(0)</u>	<u>-</u>
<b>General Administration and Support</b>	<u>100,229,000</u>	<u>100,229,000</u>	<u>100,229,000</u>	<u>100%</u>	<u>-</u>	<u>-</u>	<u>100,229,000</u>	<u>100,229,000</u>	<u>100%</u>	<u>-</u>	<u>-</u>
General Management and Supervision	100,229,000	100,229,000	100,229,000		-	-	100,229,000	100,229,000		-	-
<b>Operations</b>	<u>42,390,000</u>	<u>42,390,000</u>	<u>42,390,000</u>	<u>100%</u>	<u>-</u>	<u>-</u>	<u>42,390,000</u>	<u>42,390,000</u>	<u>100%</u>	<u>(0)</u>	<u>-</u>
<b>Traditional and Complementary Medicine (T&amp;CM) Development and Promotion Program</b>											
Research and Development of T&CM products, services and technologies	34,465,000	34,465,000	34,465,000	100%	-	-	34,465,000	34,465,000	100%	(0)	-
Social advocacy and training on T&CM modalities	6,325,000	6,325,000	6,325,000	100%	-	-	6,325,000	6,325,000	100%	-	-
Regulation of traditional and alternative medicine practice	1,600,000	1,600,000	1,600,000	100%	-	-	1,600,000	1,600,000	100%	-	-
<b>2018</b>	<u>126,433,000</u>	<u>126,433,000</u>	<u>126,433,000</u>	<u>100%</u>	<u>-</u>	<u>-</u>	<u>126,433,000</u>	<u>123,314,194</u>	<u>98%</u>	<u>3,118,807</u>	<u>-</u>
<b>Regular - RA 10964, FY 2018 GAA</b>	<u>126,433,000</u>	<u>126,433,000</u>	<u>126,433,000</u>			<u>-</u>	<u>126,433,000</u>	<u>123,314,194</u>		<u>3,118,807</u>	<u>-</u>
<b>General Administration and Support</b>	<u>69,508,000</u>	<u>69,508,000</u>	<u>69,508,000</u>	<u>100%</u>	<u>-</u>	<u>-</u>	<u>69,508,000</u>	<u>69,508,000</u>	<u>100%</u>	<u>-</u>	<u>-</u>
General Management and Supervision	69,508,000	69,508,000	69,508,000	100%	-	-	69,508,000	69,508,000		-	-
<b>Operations</b>	<u>56,925,000</u>	<u>56,925,000</u>	<u>56,925,000</u>	<u>100%</u>	<u>-</u>	<u>-</u>	<u>56,925,000</u>	<u>53,806,194</u>	<u>95%</u>	<u>3,118,807</u>	<u>-</u>
Research and Development of T&CM products, services and technologies	49,000,000	49,000,000	49,000,000	100%	-	-	49,000,000	45,881,194	94%	3,118,807	-



YEAR	ALLOTMENT						DISBURSEMENT				
	Appro (1)	SARO (2)	OBLIGATION (3)	Obligation Rate (4)=(3)/(2)	Unobligated (5)=(2)-(3)	Unreleased Appro (6)=(1) - (2)	NCA (7)	Utilization (8)	Utilization Rate (9)=(8)/(7)	Unutilized Balance (10)=(7) - (8)	Unfunded Allotment (11)=(2)-(7)
Social advocacy and training on T&CM modalities	6,325,000	6,325,000	6,325,000	100%	-	-	6,325,000	6,325,000	100%	-	-
Regulation of traditional and alternative medicine practice	1,600,000	1,600,000	1,600,000	100%	-	-	1,600,000	1,600,000	100%	-	-
<b>2017</b>	<b>116,932,000</b>	<b>116,932,000</b>	<b>116,932,000</b>	<b>100%</b>	<b>-</b>	<b>-</b>	<b>116,932,000</b>	<b>112,112,203</b>	<b>96%</b>	<b>4,819,797</b>	<b>-</b>
<b>Regular - RA 10924, FY 2017 GAA</b>	<u>116,932,000</u>	<u>116,932,000</u>	<u>116,932,000</u>			<u>-</u>	<u>116,932,000</u>	<u>112,112,203</u>		<u>4,819,797</u>	<u>-</u>
<b>General Administration and Support</b>	<u>66,932,000</u>	<u>66,932,000</u>	<u>66,932,000</u>	<u>100%</u>		<u>-</u>	<u>66,932,000</u>	<u>66,932,000</u>	<u>100%</u>		<u>-</u>
<b>Operations</b>	<u>50,000,000</u>	<u>50,000,000</u>	<u>50,000,000</u>			<u>-</u>	<u>50,000,000</u>	<u>45,180,203</u>		<u>4,819,797</u>	<u>-</u>
MFO 1: Research and Development Services	44,000,000	44,000,000	44,000,000	100%		-	44,000,000	39,180,203	89%	4,819,797	-
MFO 2: Technical Advisory and Advocacy	5,000,000	5,000,000	5,000,000	100%		-	5,000,000	5,000,000	100%	-	-
MFO 3: Regulation of Traditional & Alternative Medicine Practice	1,000,000	1,000,000	1,000,000	100%		-	1,000,000	1,000,000	100%	-	-
<b>2016</b>	<b>55,646,000</b>	<b>55,646,000</b>	<b>55,646,000</b>	<b>100%</b>	<b>-</b>	<b>-</b>	<b>55,646,000</b>	<b>55,646,000</b>	<b>100%</b>	<b>-</b>	<b>-</b>
<b>Regular (RA 10717, FY 2016 GAA)</b>	<u>55,646,000</u>	<u>55,646,000</u>	<u>55,646,000</u>	<u>100%</u>		<u>-</u>	<u>55,646,000</u>	<u>55,646,000</u>	<u>100%</u>	<u>-</u>	<u>-</u>
MFO 1: Research and Development Services	44,000,000	44,000,000	44,000,000	100%		-	44,000,000	44,000,000	100%	-	-
MFO 2: Technical Advisory and Advocacy	10,646,000	10,646,000	10,646,000	100%		-	10,646,000	10,646,000	100%	-	-
MFO 3: Regulation of Traditional & Alternative Medicine Practice	1,000,000	1,000,000	1,000,000	100%		-	1,000,000	1,000,000	100%	-	-
<b>2015</b>	<b>50,000,000</b>	<b>50,000,000</b>	<b>50,000,000</b>	<b>100%</b>	<b>-</b>	<b>-</b>	<b>50,000,000</b>	<b>50,000,000</b>	<b>100%</b>	<b>-</b>	<b>-</b>
<b>A. Regular (RA 10651, FY 2015 GAA)</b>	<u>50,000,000</u>	<u>50,000,000</u>	<u>50,000,000</u>	<u>100%</u>		<u>-</u>	<u>50,000,000</u>	<u>50,000,000</u>	<u>100%</u>	<u>-</u>	<u>-</u>
MFO 1: Research and Development Services	44,000,000	44,000,000	44,000,000	100%		-	44,000,000	44,000,000	100%	-	-
MFO 2: Technical Advisory and Advocacy	5,000,000	5,000,000	5,000,000	100%		-	5,000,000	5,000,000	100%	-	-
MFO 3: Regulation of Traditional & Alternative Medicine Practice	1,000,000	1,000,000	1,000,000	100%		-	1,000,000	1,000,000	100%	-	-

YEAR	ALLOTMENT						DISBURSEMENT				
	Appro (1)	SARO (2)	OBLIGATION (3)	Obligation Rate (4)=(3)/(2)	Unobligated (5)=(2)-(3)	Unreleased Appro (6)=(1) - (2)	NCA (7)	Utilization (8)	Utilization Rate (9)=(8)/(7)	Unutilized Balance (10)=(7) - (8)	Unfunded Allotment (11)=(2)-(7)
2014	49,800,000	49,800,000	49,800,000	100%	-	-	49,800,000	49,800,000	100%	-	-
A. Regular (RA 10633, FY 2014 GAA)	49,800,000	49,800,000	49,800,000	100%		-	49,800,000	49,800,000	100%	-	
MFO 1: Research and Development Services	3,400,000	3,400,000	3,400,000	100%		-	3,400,000	3,400,000	100%	-	-
MFO 2: Technical Advisory and Advocacy	46,400,000	46,400,000	46,400,000	100%		-	46,400,000	46,400,000	100%	-	-

Prepared by:

  
**ARIAN S. DAGA**  
 Budget Officer III

Reviewed and Recommended for approval:

  
**MARIA JUDY L. BARTOLOME**  
 Chief Financial Management Specialist

Approved by:

  
**MA. TERESA C. NIGOL MD, FPCAM, CESE**  
 Director General

SUMMARY OF APPROPRIATIONS, ALLOTMENTS, OBLIGATIONS, DISBURSEMENTS AND BALANCES  
As of the Quarter Ending December 31, 2024



FAR No. 1

Department : Department of Health  
Agency : PITAHC  
Operating Unit :  
Organization Code (UACS) :  
Funding Source Code (as clustered) :  
(e.g. Old Fund Code: 101,102, 151)

X	Current Year Appropriations
	Supplemental Appropriations
	Continuing Appropriations

Particulars	UACS CODE	Appropriations			Allotments					Current Year Obligations					Current Year Disbursements					Balances			
		Authorized Appropriation	Adjustments (Transfer (To)/From, Realignment)	Adjusted Appropriations	Allotments Received	Adjustments (Withdrawal, Realignment)	Transfer To	Transfer From	Adjusted Total Allotments	1st Quarter Ending March 31	2nd Quarter Ending June 30	3rd Quarter Ending Sept. 30	4th Quarter Ending Dec. 31	Total	1st Quarter Ending March 31	2nd Quarter Ending June 30	3rd Quarter Ending Sept. 30	4th Quarter Ending Dec. 31	Total	Unreleased Appropriations	Unobligated Allotment	Unpaid Obligations (15-20) = (23+24)	
																						Due and Demandable	Not Yet Due and Demandable
1	2	3	4	5=(3+4)	6	7	8	9	10=[(6+ (-7) -8+9]	11	12	13	14	15=(11+12+13+ 14)	16	17	18	19	20=(16+17+18+ 19)	21=(5-10)	22=(10-15)	23	24
SUMMARY																							
A. AGENCY SPECIFIC BUDGET																							
Subsidies																							
General Administration and Support																							
General management and supervision																							
MOOE																							
Operations																							
OO : Access to quality and cost effective Traditional and Complementary Medicine (T&CM) products and services improved																							
TRADITIONAL AND COMPLEMENTARY MEDICINE DEVELOPMENT AND PROMOTION PROGRAM																							
Research and development of T&CM products, services and technologies																							
MOOE																							
Social advocacy and training on T&CM modalities																							
MOOE																							
Regulation of traditional and alternative medicine practice																							
MOOE																							
Sub-Total, Agency-Specific																							
PS																							
MOOE																							
Fin Ex																							
CO																							
B. AUTOMATIC APPROPRIATIONS																							
Retirement and Life Insurance Premium																							
Specify allotment class/object of expenditures																							
Customs Duties and Taxes																							
Specify allotment class/object of expenditures																							
Continue down to the last object of expenditure...																							
C. SPECIAL PURPOSE FUNDS																							
Miscellaneous Personnel Benefits Fund																							
Specify allotment class/object of expenditures																							
Pension and Gratuity Fund																							
Specify allotment class/object of expenditures																							
Continue down to the last object of expenditure...																							
GRAND TOTAL																							
PS																							
MOOE																							
Fin Ex																							
CO																							
Prepared by:		Certified Correct:				Reviewed and Recommended for approval:								Approved by:									
ARIAN S. DAGA		Mary Shane Del Mundo Salesale				Maria Jody L. Bartolome								MA. TERESA C. INIADO, MD, FPCAM, CESE									
Budget Officer III		Accountant III				Chief Financial Management Specialist								Director General									
Date:		Date:				Date:								Date:									