

QUARTERLY PHYSICAL REPORT OF OPERATION
As of March 31, 2024

Department : Department of Health
Agency : Philippine Institute of Traditional and Alternative Health Care (PITAHC)
Operating Unit :
Organization Code (UACS) :




1	Current Year Appropriations
	Supplemental Appropriations
	Continuing Appropriations
	Off-Budget Account

Particulars	UACS CODE	Physical Targets					Physical Accomplishments					Variance as of 12.31.24	Remarks
		1st Quarter	2nd Quarter	3rd Quarter	4th Quarter	Total	1st Quarter	2nd Quarter	3rd Quarter	4th Quarter	Total		
		3	4	5	6	7=(3+4+5+6)	8	9	10	11	12=(8+9+10+11)		
1	2	3	4	5	6	7=(3+4+5+6)	8	9	10	11	12=(8+9+10+11)	13	14
TRADITIONAL AND COMPLEMENTARY MEDICINE DEVELOPMENT PROGRAM													
I. Outcome Indicators													
1. Percentage of researches adopted by the industry.		(0/1) 0%				(1/1) 100%	(0/1) 0%				(0/1) 0%		Book launching on Dec. 2024
2. Percentage of Certified T&CM practitioners and accredited facilities available to the public.		(47/187) 25%				(47/187) 25%	(43/187) 22.99%				43/187 (22.99%)		
II. Output Indicators													
1. Percentage of research projects completed within the last three years with results published in recognized journals or presented in local and international conferences.		1/2 (100%)				2/2 (100%)	1/2 (50%)				1/2 (50%)		Research Dissemination Forum before Sept. 30, 2024
2. Percentage of research projects completed.		(7/7) 100%				(7/7) 100%	0				0%		2nd semester 2024
3. Percentage of applications for certification of practitioners and accreditation of clinics and TAHC Organizations acted upon within 15 days.		100%				100%	(62/62) 100%				(62/62) 100%		

Prepared by:


MA. OFELIA G. INFANTE
Planning Officer IV
Date: 4.16.24

Approved by:


ANNABELLE PABIONA-DE GUZMAN, MD, FP&FP, MHA, MAMed (UK), CESE
Director General
Date: 4.16.24

QUARTERLY PHYSICAL REPORT OF OPERATION
As of June 30, 2024

Department : Department of Health
Agency : Philippine Institute of Traditional and Alternative Health Care (PITAHC)
Operating Unit :
Organization Code (UACS) :

/	Current Year Appropriations
	Supplemental Appropriations
	Continuing Appropriations
	Off-Budget Account

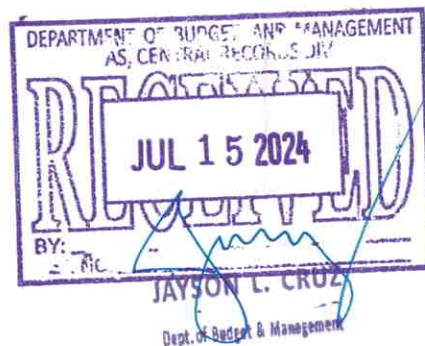
Particulars	UACS CODE	Physical Targets					Physical Accomplishments					Variance as of 12.31.24	Remarks
		1st Quarter	2nd Quarter	3rd Quarter	4th Quarter	Total	1st Quarter	2nd Quarter	3rd Quarter	4th Quarter	Total		
		3	4	5	6	7=(3+4+5+6)	8	9	10	11	12=(8+9+10+11)		
1	2	3	4	5	6	7=(3+4+5+6)	8	9	10	11	12=(8+9+10+11)	13	14
TRADITIONAL AND COMPLEMENTARY MEDICINE DEVELOPMENT PROGRAM													
I. Outcome Indicators													
1. Percentage of researches adopted by the industry.		(0/1) 0%	(0/1) 0%			(1/1) 100%	(0/1) 0%	(0/1) 0%			(0/1) 0%		Book launching on Dec. 2024
2. Percentage of Certified T&CM practitioners and accredited facilities available to the public.		(47/47) 25%	(47/47) 25%			(187/187) 100%	(43/47) 22.99%	(66/47) 35.29%			(109/187) 58.29%		
II. Output Indicators													
1. Percentage of research projects completed within the last three years with results published in recognized journals or presented in local and international conferences.		(1/2) 100%	(0/2) 0%			(2/2) 100%	(1/2) 50%	(2/2) 100%			(3/2) 150%		Research Dissemination Forum - October 16-17, 2024
2. Percentage of research projects completed.		(7/7) 100%	(7/7) 100%			(7/7) 100%	(0/7) 0%	(0/7) 0%			(0/7) 0%		2nd semester 2024
3. Percentage of applications for certification of practitioners and accreditation of clinics and TAHC Organizations acted upon within 15 days.		100%	100%			100%	(62/62) 100%	(78/78) 100%			(140/140) 100%		

Prepared by:

MA. OFELIA G. INFANTE
Planning Officer IV
Date: 7.09.24

Approved by:

MA. TERESA CO-INGO, MD FPCAM, CESE
Director General
Date: 7.09.24



QUARTERLY PHYSICAL REPORT OF OPERATION
As of September 30, 2024

Department : Department of Health
Agency : Philippine Institute of Traditional and Alternative Health Care (PITAHC)
Operating Unit :
Organization Code (UACS) :

	Current Year Appropriations
	Supplemental Appropriations
	Continuing Appropriations
	Off-Budget Account

Particulars	UACS CODE	Physical Targets					Physical Accomplishments					Variance as of 12.31.24	Remarks
		1st Quarter	2nd Quarter	3rd Quarter	4th Quarter	Total	1st Quarter	2nd Quarter	3rd Quarter	4th Quarter	Total		
1	2	3	4	5	6	7=(3+4+5+6)	8	9	10	11	12=(8+9+10+11)	13	14
TRADITIONAL AND COMPLEMENTARY MEDICINE DEVELOPMENT PROGRAM													
I. Outcome Indicators													Book launching held last August 13, 2024 during the Hospital Congress; 3 e-books on Profiling Survey uploaded at the PITAHC website
1. Percentage of researches adopted by the industry.		(0/1) 0%	(0/1) 0%	(1/1) 100%	(0/1) 0%	(1/1) 100%	(0/1) 0%	(0/1) 0%	(1/1) 100%		(1/1) 100%		
2. Percentage of Certified T&CM practitioners and accredited facilities available to the public.		(47/47) 25%	(47/47) 25%			(187/187) 100%	(43/47) 22.99%	(66/47) 35.29%	(55/47) 29.41%		(164/187) 87.70%		
II. Output Indicators													
1. Percentage of research projects completed within the last three years with results published in recognized journals or presented in local and international conferences.		(1/2) 100%	(0/2) 0%			(2/2) 100%	(1/2) 50%	(2/2) 100%			(3/2) 150%		
2. Percentage of research projects completed.		(7/7) 100%	(7/7) 100%			(7/7) 100%	(0/7) 0%	(0/7) 0%	(4/7) 57.14%		(4/7) 57.14%		
3. Percentage of applications for certification of practitioners and accreditation of clinics and TAHC Organizations acted upon within 15 days.		100%	100%	100%		100%	(62/62) 100%	(78/78) 100%	(73/73) 100%		(213/213) 100%		

Prepared by:

Approved by:

MA. OFELIA G. INFANTE
Planning Officer IV
Date: 10.08.24

MA. TERESA CO-INGO, MD FPCAM, CESE
Director General
Date: 10.08.24



QUARTERLY PHYSICAL REPORT OF OPERATION
As of December 31, 2024


Department : Department of Health
Agency : Philippine Institute of Traditional and Alternative Health Care (PITAHC)
Operating Unit :
Organization Code (UACS) :

/	Current Year Appropriations
	Supplemental Appropriations
	Continuing Appropriations
	Off-Budget Account

Particulars	UACS CODE	Physical Targets					Physical Accomplishments					Variance as of 12.31.24	Remarks	
		1st Quarter	2nd Quarter	3rd Quarter	4th Quarter	Total	1st Quarter	2nd Quarter	3rd Quarter	4th Quarter	Total			
1	2	3	4	5	6	7=(3+4+5+6)	8	9	10	11	12=(8+9+10+11)	13	14	
TRADITIONAL AND COMPLEMENTARY MEDICINE DEVELOPMENT PROGRAM														
I. Outcome Indicators														
1. Percentage of researches adopted by the industry.		(0/1) 0%	(0/1) 0%	(1/1) 100%	(0/1) 0%	(1/1) 100%	(0/1) 0%	(0/1) 0%	(1/1) 100%	(0/1) 0%	(1/1) 100%		Book launching held last August 13, 2024 during the Hospital Congress; 3 e-books on Profiling Survey uploaded at the PITAHC website	
2. Percentage of Certified T&CM practitioners and accredited facilities available to the public.		(47/47) 25%	(47/47) 25%	(47/47) 25%	(46/46) 25%	(187/187) 100%	(43/47) 22.99%	(66/47) 35.29%	(55/47) 29.41%	(62/47) 33.15%	(236/187) 126.20%			
II. Output Indicators														
1. Percentage of research projects completed within the last three years with results published in recognized journals or presented in local and international conferences.		(1/2) 50%	(0/2) 0%	(1/2) 50%	(0/2) 0%	(2/2) 100%	(1/2) 50%	(2/2) 100%	(0/2) 0%	(0/2) 0%	(3/2) 150%			
2. Percentage of research projects completed.		(0/7) 100%	(3/7) 42.85%	(2/7) 28.57%	(2/7) 28.57%	(7/7) 100%	(0/7) 0%	(0/7) 0%	(4/7) 57.14%	(4/7) 57.14%	(8/7) 114.28%			
3. Percentage of applications for certification of practitioners and accreditation of clinics and TAHC Organizations acted upon within 15 days.		100%	100%	100%	100%	100%	(62/62) 100%	(78/78) 100%	(73/73) 100%	(62/62) 100%	(275/275) 100%			

Prepared by:

MA. OFELIA G. INFANTE
Planning Officer IV
Date: 1.09.25

Reviewed and Recommended for Approval by:

FROILAINNE A. DELA CRUZ, MD
Planning Officer V
Date: 1.09.25

Approved by:

MA. TERESA CO-INGO, MD FPCAM, CESE
Director General
Date: 1.09.25

