

QUARTERLY PHYSICAL REPORT OF OPERATION
As of March 31, 2022

Department : Department of Health
Agency : PITAHC
Operating Unit :
Organization Code (UACS) :


	Current Year Appropriations
	Supplemental Appropriations
	Continuing Appropriations
	Off-Budget Account

Particulars	UACS CODE	Physical Targets					Physical Accomplishments					Variance as of 12.31.16	Remarks
		1st Quarter	2nd Quarter	3rd Quarter	4th Quarter	Total	1st Quarter	2nd Quarter	3rd Quarter	4th Quarter	Total		
1	2	3	4	5	6	7=(3+4+5+6)	8	9	10	11	12=(8+9+10+11)	13	14
TRADITIONAL AND COMPLEMENTARY MEDICINE DEVELOPMENT PROGRAM													
I. Outcome Indicators													
1. Percentage of researches adopted by the industry		(0/1)0%	(0/1)0%	(0/1)0%	(1/1)100%	(1/1) 100%	(0/1)0%						
2. Percentage of Certified T&CM practitioners and accredited facilities available to the public.		(35/142) 25%	(35/142) 25%	(36/142)25%	(36/142) 25%	(142/142) 100%	(44/142) 30.90%						
II. Output indicators													
1. Percentage of research projects completed within the last 3 years with results published in recognized journals or presented in local and international conferences.		0	0	0	(4/5)80%	((4/5)80%	0						
2. Percentage of research projects completed.		(1/3)33%	(1/3)33%	(0/3)0%	(1/3)33%	(3/3)100%	(0/1)0%						Approval on the 2nd quarter
3. Percentage of applications for certification of practitioners and accreditation of clinics and TAHC organizations acted upon within 15 days.		100%	100%	100%	100%	100%	100% (73/73)						

Prepared by:


EVA A. BELTRAN
Chief, Management Services Division
Date: April 12, 2022

Approved by:


DR. ANNABELLE P. DE GUZMAN, MD, FPAFP, MHA, MAMed (UK), CESE
Director General
Date: April 12, 2022

QUARTERLY PHYSICAL REPORT OF OPERATION
As of June 30, 2022

Department : Department of Health
Agency : PITAHC
Operating Unit :
Organization Code (UACS) :


	Current Year Appropriations
	Supplemental Appropriations
	Continuing Appropriations
	Off-Budget Account

Particulars	UACS CODE	Physical Targets					Physical Accomplishments					Variance as of 12.31.16	Remarks
		1st Quarter	2nd Quarter	3rd Quarter	4th Quarter	Total	1st Quarter	2nd Quarter	3rd Quarter	4th Quarter	Total		
1	2	3	4	5	6	7=(3+4+5+6)	8	9	10	11	12=(8+9+10+11)	13	14
TRADITIONAL AND COMPLEMENTARY MEDICINE DEVELOPMENT PROGRAM													
I. Outcome Indicators													
1. Percentage of researches adopted by the industry		(0/1)0%	(0/1)0%	(0/1)0%	(1/1)100%	(1/1) 100%	(0/1)0%	(0/1)0%					
2. Percentage of Certified T&CM practitioners and accredited facilities available to the public.		(35/142) 25%	(35/142) 25%	(36/142)25%	(36/142) 25%	(142/142) 100%	(44/142) 30.90%	(48/142) 33.80%					
II. Output indicators													
1. Percentage of research projects completed within the last 3 years with results published in recognized journals or presented in local and international conferences.		0	0	0	(4/5)80%	((4/5)80%	0	0					
2. Percentage of research projects completed.		(1/3)33.%	(1/3)33%	(0/3)0%	(1/3)33%	(3/3)100%	(0/1)0%	(2/1) 66%					Approved on the 2nd quarter
3. Percentage of applications for certification of practitioners and accreditation of clinics and TAHC organizations acted upon within 15 days.		100%	100%	100%	100%	100%	100% (73/73)	100% (96/96)					

Prepared by:


EVA A. BELTRAN, MBA
Chief, Management Services Division
Date: July 13, 2022

Approved by:


DR. ANNABELLE P. DE GUZMAN, MD, FPAFP, MHA, MAMed (UK), CESE
Director General
Date: July 13, 2022

QUARTERLY PHYSICAL REPORT OF OPERATION
As of September 30, 2022

Department : Department of Health
Agency : PITAHC
Operating Unit :
Organization Code (UACS) :


2022	Current Year Appropriations
	Supplemental Appropriations
	Continuing Appropriations
	Off-Budget Account


Particulars	UACS CODE	Physical Targets					Physical Accomplishments					Variance as of 12.31.22	Remarks
		1st Quarter	2nd Quarter	3rd Quarter	4th Quarter	Total	1st Quarter	2nd Quarter	3rd Quarter	4th Quarter	Total		
1	2	3	4	5	6	7=(3+4+5+6)	8	9	10	11	12=(8+9+10+11)	13	14
TRADITIONAL AND COMPLEMENTARY MEDICINE DEVELOPMENT PROGRAM													
I. Outcome Indicators													
1. Percentage of researches adopted by the industry.		(0/1) 0%	(0/1) 0%	(0/1) 0%	(1/1) 100%	1/1 (100%)	(0/1) 0%	(0/1) 0%	(0/1) 0%	n/a	0		
2. Percentage of Certified T&CM practitioners and accredited facilities available to the public.		(35/142) 25%	(35/142) 25%	(36/142) 25%	(36/142) 25%	(142/142) 100%	(44/142) 30.9%	(48/142) 33.80	(44/142) 30.9%	n/a	(136/142) 95.77%		
II. Output Indicators													
1. Percentage of research projects completed within the last three years with results published in recognized journals or presented in local and international conferences.		0	0	0	(4/5) 80%	(4/5) 80%	0	0	(6/5) 120%	n/a	(6/5) 120%		
2. Percentage of research projects completed.		(1/3) 33%	(1/3) 33%	(0/3) 33%	(1/3) 33%	(3/3) 100%	0	(2/1) 66%		n/a	(2/3) 67%		
3. Percentage of applications for certification of practitioners and accreditation of clinics and TAHC Organizations acted upon within 15 days.		100%	100%	100%	100%	100%	(73/73) 100%	(96/96) 100%	(114/114) 100%	n/a	(283/283) 100%		

Prepared by:


MA. OFELIA G. INFANTE
OIC, Management Services Division
Date: 10.13.22

Approved by:


DR. ANNABELLE P. DE GUZMAN, MD, FPAFP, MHA, MAMed (UK), CESE
Director General
Date: 10.13.22



QUARTERLY PHYSICAL REPORT OF OPERATION
As of December 31, 2022

Department : Department of Health
Agency : PITAHC
Operating Unit :
Organization Code (UACS) :

2022	Current Year Appropriations
	Supplemental Appropriations
	Continuing Appropriations
	Off-Budget Account

Particulars	UACS CODE	Physical Targets					Physical Accomplishments					Variance as of 12.31.22	Remarks
		1st Quarter	2nd Quarter	3rd Quarter	4th Quarter	Total	1st Quarter	2nd Quarter	3rd Quarter	4th Quarter	Total		
1	2	3	4	5	6	7=(3+4+5+6)	8	9	10	11	12=(8+9+10+11)	13	14
TRADITIONAL AND COMPLEMENTARY MEDICINE DEVELOPMENT PROGRAM													
I. Outcome Indicators													
1. Percentage of researches adopted by the industry.		(0/1) 0%	(0/1) 0%	(0/1) 0%	(1/1) 100%	1/1 (100%)	(0/1) 0%	(0/1) 0%	(0/1) 0%	(1/1) 100%	(1/1) 100%		
2. Percentage of Certified T&CM practitioners and accredited facilities available to the public.		(35/142) 25%	(35/142) 25%	(36/142) 25%	(36/142) 25%	(142/142) 100%	(44/142) 30.98%	(48/142) 33.80	(44/142) 30.98%	(36/142) 24.35%	(172/142) 121.13.%		
II. Output Indicators													
1. Percentage of research projects completed within the last three years with results published in recognized journals or presented in local and international conferences.		0	0	0	(4/5) 80%	(4/5) 80%	0	0	(6/5) 120%	(6/5) 120%	(6/5) 120%		
2. Percentage of research projects completed.		(1/3) 33%	(1/3) 33%	(0/3) 33%	(1/3) 33%	(3/3) 100%	0	(2/3) 66%	(2/3) 67%	(3/3) 100%	(3/3) 100%		
3. Percentage of applications for certification of practitioners and accreditation of clinics and TAHC Organizations acted upon within 15 days.		100%	100%	100%	100%	100%	(73/73) 100%	(96/96) 100%	84/84) 100%	(86/86) 100%	(339/339) 100%		

Prepared by:

MA. OFELIA G. INFANTE
OIC, Management Services Division
Date: 1.12.23

Approved by:

ANNABELLE PABIONA-DE GUZMAN, MD, FPAPP, MHA, MAMed (UK), CESE
Director General
Date: 1.12.23