

SUMMARY OF APPROPRIATIONS, ALLOTMENTS, OBLIGATIONS, DISBURSEMENTS AND BALANCES
As of the Quarter Ending June 30, 2022

Department : Department of Health
Agency : PITAHC
Operating Unit :
Organization Code (UACS) :
Funding Source Code (as clustered) :
(e.g. Old Fund Code: 101,102, 151)

X	Current Year Appropriations
	Supplemental Appropriations
	Continuing Appropriations

Particulars	UACS CODE	Appropriations			Allotments			Current Year Obligations					Current Year Disbursements					Balances					
		Authorized Appropriation	Adjustments (Transfer To)/From, Realignment)	Adjusted Appropriations	Allotments Received	Adjustments (Withdrawal, Realignment)	Transfer To	Transfer From	Adjusted Total Allotments	1st Quarter Ending March 31	2nd Quarter Ending June 30	3rd Quarter Ending Sept. 30	4th Quarter Ending Dec. 31	Total	1st Quarter Ending March 31	2nd Quarter Ending June 30	3rd Quarter Ending Sept. 30	4th Quarter Ending Dec. 31	Total	Unreleased Appropriations	Unobligated Allotment	Unpaid Obligations (15-20) = (23+24)	
																						Due and Demandable	Not Yet Due and Demandable
1	2	3	4	5=(3+4)	6	7	8	9	10=[(8+9)-(7)-8+9]	11	12	13	14	15=(11+12+13+14)	16	17	18	19	20=(16+17+18+19)	21=(5-10)	22=(10-15)	23	24
SUMMARY																							
A. AGENCY SPECIFIC BUDGET																							
Subsidies																							
General Administration and Support		112,233,000.00	0.00	112,233,000.00	112,233,000.00	0.00	0.00	0.00	112,233,000.00	21,981,243.65	36,435,920.07	0.00	0.00	58,417,163.72	18,348,988.47	30,609,433.43	0.00	0.00	48,958,421.90	0.00	53,815,836.28	7,541,036.41	1,917,703.41
General management and supervision		112,233,000.00	0.00	112,233,000.00	112,233,000.00	0.00	0.00	0.00	112,233,000.00	21,981,243.65	36,435,920.07	0.00	0.00	58,417,163.72	18,348,988.47	30,609,433.43	0.00	0.00	48,958,421.90	0.00	53,815,836.28	7,541,036.41	1,917,703.41
MOOE		112,233,000.00	0.00	112,233,000.00	112,233,000.00	0.00	0.00	0.00	112,233,000.00	21,981,243.65	36,435,920.07	0.00	0.00	58,417,163.72	18,348,988.47	30,609,433.43	0.00	0.00	48,958,421.90	0.00	53,815,836.28	7,541,036.41	1,917,703.41
Operations																							
OO : Access to quality and cost effective Traditional and Complementary Medicine (T&CM) products and services improved		53,697,000.00	0.00	53,697,000.00	53,697,000.00	0.00	0.00	0.00	53,697,000.00	189,308.00	576,771.67	0.00	0.00	766,079.67	134,707.76	545,357.91	0.00	0.00	660,065.67	0.00	52,930,920.33	86,014.00	0.00
TRADITIONAL AND COMPLEMENTARY MEDICINE DEVELOPMENT AND PROMOTION PROGRAM		53,697,000.00	0.00	53,697,000.00	53,697,000.00	0.00	0.00	0.00	53,697,000.00	189,308.00	576,771.67	0.00	0.00	766,079.67	134,707.76	545,357.91	0.00	0.00	660,065.67	0.00	52,930,920.33	86,014.00	0.00
Research and development of T&CM products, services and technologies		43,272,000.00	0.00	43,272,000.00	43,272,000.00	0.00	0.00	0.00	43,272,000.00	64,577.00	12,550.04	0.00	0.00	77,127.04	64,577.00	12,550.04	0.00	0.00	77,127.04	3.00	43,194,872.96	0.00	0.00
MOOE		43,272,000.00	0.00	43,272,000.00	43,272,000.00	0.00	0.00	0.00	43,272,000.00	64,577.00	12,550.04	0.00	0.00	77,127.04	64,577.00	12,550.04	0.00	0.00	77,127.04	0.00	43,194,872.96	0.00	0.00
Social advocacy and training on T&CM modalities		8,825,000.00	0.00	8,825,000.00	8,825,000.00	0.00	0.00	0.00	8,825,000.00	124,731.00	452,903.28	0.00	0.00	577,634.28	70,130.76	471,803.52	0.00	0.00	541,934.28	0.00	8,247,365.72	35,700.00	0.00
MOOE		8,825,000.00	0.00	8,825,000.00	8,825,000.00	0.00	0.00	0.00	8,825,000.00	124,731.00	452,903.28	0.00	0.00	577,634.28	70,130.76	471,803.52	0.00	0.00	541,934.28	0.00	8,247,365.72	35,700.00	0.00
Regulation of traditional and alternative medicine practice		1,600,000.00	0.00	1,600,000.00	1,600,000.00	0.00	0.00	0.00	1,600,000.00	0.00	111,318.35	0.00	0.00	111,318.35	0.00	81,004.35	0.00	0.00	81,004.35	0.00	1,488,681.65	50,314.00	0.00
MOOE		1,600,000.00	0.00	1,600,000.00	1,600,000.00	0.00	0.00	0.00	1,600,000.00	0.00	111,318.35	0.00	0.00	111,318.35	0.00	81,004.35	0.00	0.00	81,004.35	0.00	1,488,681.65	50,314.00	0.00
Sub-Total, Agency-Specific		165,930,000.00	0.00	165,930,000.00	165,930,000.00	0.00	0.00	0.00	165,930,000.00	22,170,551.65	37,012,691.74	0.00	0.00	59,183,243.39	18,483,696.23	31,154,791.34	0.00	0.00	49,638,487.57	0.00	106,746,756.61	7,627,052.41	1,917,703.41
PS MOOE Fin Ex CO		165,930,000.00	0.00	165,930,000.00	165,930,000.00	0.00	0.00	0.00	165,930,000.00	22,170,551.65	37,012,691.74	0.00	0.00	59,183,243.39	18,483,696.23	31,154,791.34	0.00	0.00	49,638,487.57	0.00	106,746,756.61	7,627,052.41	1,917,703.41
B. AUTOMATIC APPROPRIATIONS																							
Retirement and Life Insurance Premium		0.00	0.00	0.00	0.00	0.00	0.00	0.00	0.00	0.00	0.00	0.00	0.00	0.00	0.00	0.00	0.00	0.00	0.00	0.00	0.00	0.00	0.00
Specify allotment class/object of expenditures																							
Customs Duties and Taxes																							
Specify allotment class/object of expenditures																							
Continue down to the last object of expenditure...																							
C. SPECIAL PURPOSE FUNDS																							
Miscellaneous Personnel Benefits Fund		0.00	0.00	0.00	0.00	0.00	0.00	0.00	0.00	0.00	0.00	0.00	0.00	0.00	0.00	0.00	0.00	0.00	0.00	0.00	0.00	0.00	
Specify allotment class/object of expenditures																							
Pension and Gratuity Fund																							
Specify allotment class/object of expenditures																							
Continue down to the last object of expenditure...																							
GRAND TOTAL		165,930,000.00	0.00	165,930,000.00	165,930,000.00	0.00	0.00	0.00	165,930,000.00	22,170,551.65	37,012,691.74	0.00	0.00	59,183,243.39	18,483,696.23	31,154,791.34	0.00	0.00	49,638,487.57	0.00	106,746,756.61	7,627,052.41	1,917,703.41
PS MOOE Fin Ex CO		165,930,000.00	0.00	165,930,000.00	165,930,000.00	0.00	0.00	0.00	165,930,000.00	22,170,551.65	37,012,691.74	0.00	0.00	59,183,243.39	18,483,696.23	31,154,791.34	0.00	0.00	49,638,487.57	0.00	106,746,756.61	7,627,052.41	1,917,703.41

Certified Correct:

Arian S. Daga
Arian S. Daga
Budget Officer III
Date:

Certified Correct:

Mary Shane Del Mundo Salesale
Mary Shane Del Mundo Salesale
Accountant III
Date:

Recommending Approval:

Maria Julia L. Bartolome
Maria Julia L. Bartolome
Chief Financial Management Specialist
Date:

Approved by:

Annabelle Pabiona-de Guzman
ANNABELLE PABIONA-DE GUZMAN, MD, FPAFP, MHA, MA Med(UK), CESE
Director General
Date:

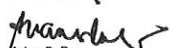



SUMMARY OF APPROPRIATIONS, ALLOTMENTS, OBLIGATIONS, DISBURSEMENTS AND BALANCES
As of the Quarter Ending March 31, 2022


Department : Department of Health
 Agency : PITAHC
 Operating Unit :
 Organization Code (UACS) :
 Funding Source Code (as clustered) :
 (e.g. Old Fund Code: 101,102, 151)

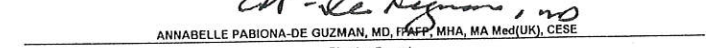
X	Current Year Appropriations
	Supplemental Appropriations
	Continuing Appropriations

Particulars	UACS CODE	Appropriations			Allotments			Current Year Obligations					Current Year Disbursements					Balances						
		Authorized Appropriation	Adjustments (To)/From, Realignment	Adjusted Appropriations	Allotments Received	Adjustments (Withdrawal, Realignment)	Transfer To	Transfer From	Adjusted Total Allotments	1st Quarter Ending March 31	2nd Quarter Ending June 30	3rd Quarter Ending Sept. 30	4th Quarter Ending Dec. 31	Total	1st Quarter Ending March 31	2nd Quarter Ending June 30	3rd Quarter Ending Sept. 30	4th Quarter Ending Dec. 31	Total	Unreleased Appropriations	Unobligated Allotment	Unpaid Obligations (15-20) = (23+24)		
				5=(3+4)	6	7	8	9	10=[(8+(-)7)-8+9]	11	12	13	14	15=(11+12+13+14)	16	17	18	19	20=(16+17+18+19)	21=(5-10)	22=(10-15)	23	24	
SUMMARY																								
A. AGENCY SPECIFIC BUDGET																								
Sup																								
G																								
Administration and Support		112,233,000.00	0.00	112,233,000.00	112,233,000.00	0.00	0.00	0.00	112,233,000.00	21,981,243.65	0.00	0.00	0.00	21,981,243.65	18,348,988.47	0.00	0.00	0.00	18,348,988.47	0.00	90,251,756.35	3,632,255.18	0.00	
General management and supervision		112,233,000.00	0.00	112,233,000.00	112,233,000.00	0.00	0.00	0.00	112,233,000.00	21,981,243.65	0.00	0.00	0.00	21,981,243.65	18,348,988.47	0.00	0.00	0.00	18,348,988.47	0.00	90,251,756.35	3,632,255.18	0.00	
MOOE		112,233,000.00	0.00	112,233,000.00	112,233,000.00	0.00	0.00	0.00	112,233,000.00	21,981,243.65	0.00	0.00	0.00	21,981,243.65	18,348,988.47	0.00	0.00	0.00	18,348,988.47	0.00	90,251,756.35	3,632,255.18	0.00	
Operations																								
CO : Access to quality and cost effective Traditional and Complementary Medicine (T&CM) products and services improved		53,697,000.00	0.00	53,697,000.00	53,697,000.00	0.00	0.00	0.00	53,697,000.00	189,308.00	0.00	0.00	0.00	189,308.00	134,707.76	0.00	0.00	0.00	134,707.76	0.00	53,507,692.00	54,600.24	0.00	
TRADITIONAL AND COMPLEMENTARY MEDICINE DEVELOPMENT AND PROMOTION PROGRAM		53,697,000.00	0.00	53,697,000.00	53,697,000.00	0.00	0.00	0.00	53,697,000.00	189,308.00	0.00	0.00	0.00	189,308.00	134,707.76	0.00	0.00	0.00	134,707.76	0.00	53,507,692.00	54,600.24	0.00	
Research and development of T&CM products, services and technologies		43,272,000.00	0.00	43,272,000.00	43,272,000.00	0.00	0.00	0.00	43,272,000.00	64,577.00	0.00	0.00	0.00	64,577.00	64,577.00	0.00	0.00	0.00	64,577.00	0.00	43,207,423.00	0.00	0.00	
MOOE		43,272,000.00	0.00	43,272,000.00	43,272,000.00	0.00	0.00	0.00	43,272,000.00	64,577.00	0.00	0.00	0.00	64,577.00	64,577.00	0.00	0.00	0.00	64,577.00	0.00	43,207,423.00	0.00	0.00	
Social advocacy and training on T&CM modalities		8,825,000.00	0.00	8,825,000.00	8,825,000.00	0.00	0.00	0.00	8,825,000.00	124,731.00	0.00	0.00	0.00	124,731.00	70,130.76	0.00	0.00	0.00	70,130.76	0.00	8,700,269.00	54,600.24	0.00	
MOOE		8,825,000.00	0.00	8,825,000.00	8,825,000.00	0.00	0.00	0.00	8,825,000.00	124,731.00	0.00	0.00	0.00	124,731.00	70,130.76	0.00	0.00	0.00	70,130.76	0.00	8,700,269.00	54,600.24	0.00	
Regulation of traditional and alternative medicine practice		1,600,000.00	0.00	1,600,000.00	1,600,000.00	0.00	0.00	0.00	1,600,000.00	0.00	0.00	0.00	0.00	0.00	0.00	0.00	0.00	0.00	0.00	0.00	1,600,000.00	0.00	0.00	
MOOE		1,600,000.00	0.00	1,600,000.00	1,600,000.00	0.00	0.00	0.00	1,600,000.00	0.00	0.00	0.00	0.00	0.00	0.00	0.00	0.00	0.00	0.00	0.00	1,600,000.00	0.00	0.00	
Sub-Total, Agency-Specific		165,930,000.00	0.00	165,930,000.00	165,930,000.00	0.00	0.00	0.00	165,930,000.00	22,170,551.65	0.00	0.00	0.00	22,170,551.65	18,483,696.23	0.00	0.00	0.00	18,483,696.23	0.00	143,759,448.35	3,886,855.42	0.00	
PS																								
MOOE		165,930,000.00	0.00	165,930,000.00	165,930,000.00	0.00	0.00	0.00	165,930,000.00	22,170,551.65	0.00	0.00	0.00	22,170,551.65	18,483,696.23	0.00	0.00	0.00	18,483,696.23	0.00	143,759,448.35	3,886,855.42	0.00	
Fin Ex																								
CO		0.00	0.00	0.00	0.00	0.00	0.00	0.00	0.00	0.00	0.00	0.00	0.00	0.00	0.00	0.00	0.00	0.00	0.00	0.00	0.00	0.00	0.00	
B. AUTOMATIC APPROPRIATIONS																								
Retirement and Life Insurance Premium																								
Specify allotment class/object of expenditures																								
Customs Duties and Taxes																								
Specify allotment class/object of expenditures																								
Continue down to the last object of expenditure...																								
FUND PURPOSE FUNDS																								
Miscellaneous Personnel Benefits Fund																								
Specify allotment class/object of expenditures																								
Pension and Gratuity Fund																								
Specify allotment class/object of expenditures																								
Continue down to the last object of expenditure...																								
GRAND TOTAL		165,930,000.00	0.00	165,930,000.00	165,930,000.00	0.00	0.00	0.00	165,930,000.00	22,170,551.65	0.00	0.00	0.00	22,170,551.65	18,483,696.23	0.00	0.00	0.00	18,483,696.23	0.00	143,759,448.35	3,886,855.42	0.00	
PS																								
MOOE		165,930,000.00	0.00	165,930,000.00	165,930,000.00	0.00	0.00	0.00	165,930,000.00	22,170,551.65	0.00	0.00	0.00	22,170,551.65	18,483,696.23	0.00	0.00	0.00	18,483,696.23	0.00	143,759,448.35	3,886,855.42	0.00	
Fin Ex																								
CO																								

Certified Correct:

 Arlan S. Dana
 Budget Officer III
 Date:

Certified Correct:

 Mary Shane Del Mundo Salesale
 Accountant III
 Date:

Recommending Approval:

 Maria Judy L. Bartolome
 Chief Financial Management Specialist
 Date:

Approved by:

 ANNABELLE PABIONA-DE GUZMAN, MD, FACP, MHA, MA Med(UK), CESE
 Director General
 Date: