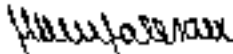



PHILIPPINE INSTITUTE OF TRADITIONAL AND ALTERNATIVE HEALTH CARE
STATEMENT OF FINANCIAL PERFORMANCE
FOR THE YEAR ENDED 2018 - 2020 (October)

	2018 [Audited]	2019 [Audited]	October [Tentative]
REVENUE			
Service Income	2,145,613	2,588,750	936,653
Business Income	6,601,852	2,790,666	2,785,313
Total Revenue	7,837,674	5,379,416	3,721,966
LESS: CURRENT OPERATING EXPENSES			
Personal Services	54,041,488	58,137,942	56,191,652
Maintenance and Other Operating Expenses	40,355,787	39,416,466	15,511,633
Financial Expenses	1,946	6,550	6,703
Direct Costs	1,469,949	26,043	178,703
Non-Cash Expenses	8,206,469	7,878,727	7,427,755
Total Current Operating Expenses	104,681,639	105,465,727	79,315,948
Deficit from Current Operations	(96,843,964)	(100,086,311)	(75,593,981)
Other Non-Operating Income	657,755	25,452	64,001
Gains	-	-	2,390,703
Losses	(25,454)	(112,411)	-
Discount and Rebates	-	-	(120)
Deficit before Tax	(96,211,660)	(100,173,271)	(73,139,397)
Income Tax Expense	(72,423)	(51,380)	(77,396)
Deficit after Tax	(96,284,083)	(100,224,651)	(73,216,794)
Subsidy from the National Government	126,433,000	83,232,000	82,722,000
Net Surplus for the Period	30,148,917	(16,992,651)	9,505,206

Prepared by:

Approved by:


MARYSHAME D. SALESALÉ
 Accountant III

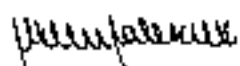

ANNABELLE FABIONA DE GUZMAN, MD, FPAFP, MHA, MAMed (UK), CESE
 Director General


PHILIPPINE INSTITUTE OF TRADITIONAL AND ALTERNATIVE HEALTH CARE
STATEMENT OF FINANCIAL PERFORMANCE
FOR THE YEAR ENDED 2018 - 2020 (August)

	2018 (Audited)	2019 (Audited)	September 2020 (Tentative)
REVENUE			
Service Income	1,038,964	2,430,767	859,155
Business Income	6,112,090	2,550,014	2,687,331
Total Revenue	7,151,054	5,097,382	3,546,486
LESS: CURRENT OPERATING EXPENSES			
Personal Services	47,651,788	52,799,105	51,324,427
Maintenance and Other Operating Expenses	37,281,061	36,461,851	12,554,321
Financial Expenses	7,696	6,550	6,700
Direct Costs	1,423,333	74,494	176,859
Non-Cash Expenses	7,349,069	7,103,549	6,737,032
Total Current Operating Expenses	93,715,947	96,395,549	70,899,309
Deficit from Current Operations	(86,564,893)	(91,298,167)	(67,352,822)
Other Non-Operating Income	657,259	451	4,001
Gains	-	-	2,390,703
Losses	(25,454)	(212,411)	-
Discount and Rebates	-	-	(120)
Deficit before Tax	(85,933,088)	(91,410,127)	(64,958,239)
Income Tax Expense	(77,423)	(51,380)	(77,396)
Deficit after Tax	(86,005,511)	(91,461,507)	(65,035,636)
Subsidy from the National Government	126,433,000	75,887,000	74,577,000
Net Surplus for the Period	40,427,489	(15,574,507)	9,541,364

Prepared by:

Approved by:


MARY SHANE D. SALESALÉ
 Accountant III


ANNABELLE PABIONA DE GUZMAN, MD, FPAFP, MHA, MA Med (UK), CESE
 Director General

PHILIPPINE INSTITUTE OF TRADITIONAL AND ALTERNATIVE HEALTH CARE
STATEMENT OF FINANCIAL PERFORMANCE
FOR THE YEAR ENDED 2018 - 2020 (August)

	2018 (Audited)	2019 (Audited)	August 2020 (Tentative)
REVENUE			
Service Income	897,617	1,986,721	765,343
Business Income	5,453,709	2,461,685	2,563,924
Total Revenue	6,351,326	4,448,406	3,329,267
LESS: CURRENT OPERATING EXPENSES			
Personal Services	43,064,377	47,217,383	46,086,301
Maintenance and Other Operating Expenses	34,881,332	32,332,826	11,121,759
Financial Expenses	7,446	6,550	6,700
Direct Costs	1,295,030	18,827	176,699
Non-Cash Expenses	6,479,894	6,327,324	6,012,149
Total Current Operating Expenses	85,728,078	85,902,909	63,403,608
Deficit from Current Operations	(79,376,752)	(81,454,503)	(60,074,340)
Other Non-Operating Income	657,159	451	4,001
Gains	-	-	2,390,703
Losses	(25,454)	(112,411)	-
Discount and Rebates			(120)
Deficit before Tax	(78,745,047)	(81,566,463)	(57,679,756)
Income Tax Expense	(72,423)	(51,380)	(77,396)
Deficit after Tax	(78,817,470)	(81,617,843)	(57,757,153)
Subsidy from the National Government	103,234,775	68,540,000	69,209,500
Net Surplus for the Period	24,417,305	(13,077,843)	11,452,347

Prepared by:

Approved by:


MARY SHANE D. SALESALÉ
 Accountant III


ANNABELLE PABIONA DE GUZMAN, MD, FPAFP, MHA, MAMed (UK), CESE
 Director General



PHILIPPINE INSTITUTE OF TRADITIONAL AND ALTERNATIVE HEALTH CARE
STATEMENT OF FINANCIAL PERFORMANCE
FOR THE YEAR ENDED 2018 - 2020 (July)

	2018 (Audited)	2019 (Audited)	July 2020 (Tentative)
REVENUE			
Service Income	738,780	1,534,866	682,947
Business Income	5,258,282	2,066,189	2,450,150
Total Revenue	5,997,062	3,601,055	3,133,098
LESS: CURRENT OPERATING EXPENSES			
Personal Services	37,912,888	41,900,793	41,052,338
Maintenance and Other Operating Expenses	21,832,697	22,904,360	9,716,901
Financial Expenses	4,346	6,600	6,600
Direct Costs	1,286,155	15,511	176,699
Non-Cash Expenses	5,624,569	5,553,205	5,330,350
Total Current Operating Expenses	66,660,654	70,380,469	56,282,887
Deficit from Current Operations	(60,663,592)	(66,779,414)	(53,149,789)
Other Non-Operating Income	651,299	451	4,001
Gains	-	-	2,390,703
Losses	(25,454)	-	-
Discount and Rebates	-	-	(120)
Deficit before Tax	(60,037,747)	(66,778,964)	(50,755,205)
Income Tax Expense	(53,643)	(15,128)	(68,004)
Deficit after Tax	(60,091,390)	(66,794,092)	(50,823,211)
Subsidy from the National Government	103,234,775	61,195,000	61,621,000
Net Surplus for the Period	43,143,385	(5,599,092)	10,797,789

Prepared by:

Approved by:


MARY SHANE D. SALESALÉ
 Accountant III


ANNABELLE PABIONA DE GUZMAN, MD, FPAFP, MHA, MAMed (UK), CESE
 Director General 

PHILIPPINE INSTITUTE OF TRADITIONAL AND ALTERNATIVE HEALTH CARE
STATEMENT OF FINANCIAL PERFORMANCE
FOR THE YEAR ENDED 2018 - 2020 (June)

	2018 (Audited)	2019 (Audited)	June 2020 (Tentative)
REVENUE			
Service Income	715,550	1,264,665	574,717
Business Income	3,604,075	1,920,342	1,798,391
Total Revenue	4,319,625	3,185,007	2,373,108
LESS: CURRENT OPERATING EXPENSES			
Personal Services	33,000,790	36,567,852	35,342,166
Maintenance and Other Operating Expenses	16,715,033	19,426,575	5,856,285
Financial Expenses	4,096	3,000	6,600
Direct Costs	744,328	8,628	176,394
Non-Cash Expenses	4,720,236	4,776,636	4,648,489
Total Current Operating Expenses	55,184,483	60,782,691	46,029,935
Deficit from Current Operations	(50,864,859)	(57,597,684)	(43,656,826)
Other Non-Operating Income	635,740	1,071	1
Gains	-	-	2,390,703
Losses	-	-	-
Discount and Rebates			(120)
Deficit before Tax	(50,229,119)	(57,596,613)	(41,266,242)
Income Tax Expense	(53,643)	(15,128)	(68,004)
Deficit after Tax	(50,282,761)	(57,611,741)	(41,334,246)
Subsidy from the National Government	77,433,000	38,716,000	55,116,000
Net Surplus for the Period	27,150,239	(18,895,741)	13,781,752

Prepared by:

Approved by:


MARY SHANE D. SALESALÉ
 Accountant III



ANNABELLE PABIONA DE GUZMAN, MD, FPAFP, MHA, MAMed (UK), CESE
 Director General 

PHILIPPINE INSTITUTE OF TRADITIONAL AND ALTERNATIVE HEALTH CARE
STATEMENT OF FINANCIAL PERFORMANCE
FOR THE YEAR ENDED 2018 - 2020 (May)

	2018 (Audited)	2019 (Audited)	May 2020 (Tentative)
REVENUE			
Service Income	712,550	906,583	344,543
Business Income	3,533,881	1,714,568	1,666,631
Total Revenue	4,246,431	2,621,150	2,011,174
LESS: CURRENT OPERATING EXPENSES			
Personal Services	30,115,375	28,771,511	29,071,520
Maintenance and Other Operating Expenses	15,434,113	14,880,243	4,102,768
Financial Expenses	3,846	-	3,000
Direct Costs	738,025	8,096	176,121
Non-Cash Expenses	4,259,265	3,998,938	3,895,533
Total Current Operating Expenses	50,550,624	47,658,788	37,248,941
Deficit from Current Operations	(46,304,193)	(45,037,638)	(35,237,766)
Other Non-Operating Income	635,740	401	1
Gains	-	-	2,386,853
Losses	-	-	-
Discount and Rebates			(120)
Deficit before Tax	(45,668,453)	(45,037,237)	(32,851,032)
Income Tax Expense	(53,643)	(15,128)	(68,004)
Deficit after Tax	(45,722,096)	(45,052,365)	(32,919,038)
Subsidy from the National Government	77,433,000	32,262,000	47,978,000
Net Surplus for the Period	31,710,904	(12,790,365)	15,058,962

Prepared by:

Approved by:


MARY SHANE D. SALESALÉ
 Accountant III


ANNABELLE PABIONA DE GUZMAN, MD, FPAFP, MHA, MAMed (UK), CESE
 Director General

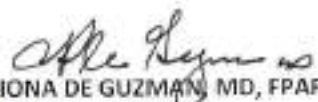

PHILIPPINE INSTITUTE OF TRADITIONAL AND ALTERNATIVE HEALTH CARE
STATEMENT OF FINANCIAL PERFORMANCE
FOR THE YEAR ENDED 2018 - 2020 (April)

	2018 (Audited)	2019 (Audited)	April 2020 (Tentative)
REVENUE			
Service Income	609,161	402,247	336,961
Business Income	2,503,412	1,165,789	1,579,419
Total Revenue	<u>3,112,573</u>	<u>1,568,036</u>	<u>1,916,379</u>
LESS: CURRENT OPERATING EXPENSES			
Personal Services	20,150,494	20,502,192	20,613,399
Maintenance and Other Operating Expenses	11,199,496	9,698,343	3,521,542
Financial Expenses	1,446	-	3,000
Direct Costs	532,714	8,950	175,928
Non-Cash Expenses	3,107,425	3,219,644	3,143,856
Total Current Operating Expenses	<u>34,991,575</u>	<u>33,429,129</u>	<u>27,457,725</u>
Deficit from Current Operations	<u>(31,879,002)</u>	<u>(31,861,093)</u>	<u>(25,541,345)</u>
Other Non-Operating Income	635,740	401	-
Gains	-	-	2,382,303
Losses	-	-	-
Discount and Rebates	-	-	(120)
Deficit before Tax	<u>(31,243,262)</u>	<u>(31,860,692)</u>	<u>(23,159,162)</u>
Income Tax Expense	-	-	-
Deficit after Tax	<u>(31,243,262)</u>	<u>(31,860,692)</u>	<u>(23,159,163)</u>
Subsidy from the National Government	77,433,000	25,810,000	36,257,000
Net Surplus for the Period	<u>46,189,738</u>	<u>(6,050,692)</u>	<u>13,097,837</u>

Prepared by:

Approved by:


MARY SHANE D. SALESALÉ
 Accountant III


ANNABELLE PABIONA DE GUZMAN MD, FPAFP, MHA, MAMed (UK), CESE
 Director General 



PHILIPPINE INSTITUTE OF TRADITIONAL AND ALTERNATIVE HEALTH CARE
STATEMENT OF FINANCIAL PERFORMANCE
FOR THE YEAR ENDED 2018 - 2020 (March)

	2018 (Audited)	2019 (Audited)	March 2020 (Tentative)
REVENUE			
Service Income	543,565	267,571	336,961
Business Income	1,937,237	817,993	1,503,485
Total Revenue	<u>2,480,801</u>	<u>1,085,563</u>	<u>1,840,446</u>
LESS: CURRENT OPERATING EXPENSES			
Personal Services	15,200,822	15,618,693	16,657,406
Maintenance and Other Operating Expenses	6,621,731	7,643,525	3,075,605
Financial Expenses	1,406	-	3,000
Direct Costs	434,412	7,601	175,928
Non-Cash Expenses	2,329,530	2,440,414	2,393,591
Total Current Operating Expenses	<u>24,587,901</u>	<u>25,710,232</u>	<u>22,305,531</u>
Deficit from Current Operations	<u>(22,107,100)</u>	<u>(24,624,669)</u>	<u>(20,465,084)</u>
Other Non-Operating Income	635,740	201	-
Gains	-	-	2,376,553
Losses	-	-	-
Discount and Rebates	-	-	(120)
Deficit before Tax	<u>(21,471,360)</u>	<u>(24,624,468)</u>	<u>(18,088,651)</u>
Income Tax Expense	-	-	-
Deficit after Tax	<u>(21,471,360)</u>	<u>(24,624,468)</u>	<u>(18,088,652)</u>
Subsidy from the National Government	-	19,358,000	29,220,000
Net Surplus for the Period	<u>(21,471,360)</u>	<u>(5,266,468)</u>	<u>11,131,348</u>

Prepared by:

Approved by:


MARY SHANE D. SALESALÉ
 Accountant III

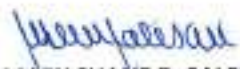

ANNABELLE PABIONA DE GUZMAN MD, FPAFP, MHA, MAMed (UK), CESE
 Director General 



PHILIPPINE INSTITUTE OF TRADITIONAL AND ALTERNATIVE HEALTH CARE
STATEMENT OF FINANCIAL PERFORMANCE
FOR THE YEAR ENDED 2018 - 2020 (February)

	2018 (Audited)	2019 (Audited)	February 2020 (Tentative)
REVENUE			
Service Income	140,975	174,463	247,418
Business Income	1,433,269	550,994	1,379,819
Total Revenue	1,574,244	725,457	1,627,237
LESS: CURRENT OPERATING EXPENSES			
Personal Services	10,266,780	10,563,661	10,731,790
Maintenance and Other Operating Expenses	4,604,415	3,724,578	2,197,314
Financial Expenses	1,156	-	3,000
Direct Costs	354,958	2,498	175,928
Non-Cash Expenses	1,556,950	1,660,864	1,602,500
Total Current Operating Expenses	16,784,258	15,951,601	14,710,532
Deficit from Current Operations	(15,210,014)	(15,226,144)	(13,083,294)
Other Non-Operating Income	635,740	200	-
Gains	-	-	13,200
Losses	-	-	-
Discount and Rebates	-	-	(120)
Deficit before Tax	(14,574,274)	(15,225,944)	(13,070,214)
Income Tax Expense	-	-	-
Deficit after Tax	(14,574,274)	(15,225,944)	(13,070,215)
Subsidy from the National Government	-	12,904,000	14,009,000
Net Surplus for the Period	(14,574,274)	(2,321,944)	938,785

Prepared by:

Approved by:


MARY SHANE D. SALESALÉ
 Accountant III


ANNABELLE PABIONA DE GUZMAN, MD, FPAFP, MHA, MAMed (UK), CESE
 Director General 

PHILIPPINE INSTITUTE OF TRADITIONAL AND ALTERNATIVE HEALTH CARE
STATEMENT OF FINANCIAL PERFORMANCE
FOR THE YEAR ENDED 2018 - 2020 (January)

	2018 (Audited)	2019 (Audited)	January 2020 (Tentative)
REVENUE			
Service Income	81,125	99,155	72,005
Business Income	641,835	251,152	1,189,392
Total Revenue	722,960	350,306	1,261,397
LESS: CURRENT OPERATING EXPENSES			
Personal Services	4,689,344	4,728,001	5,308,184
Maintenance and Other Operating Expenses	2,159,660	961,911	793,521
Financial Expenses	1,156	-	-
Direct Costs	141,129	1,790	165,928
Non-Cash Expenses	783,916	831,765	815,176
Total Current Operating Expenses	7,775,205	6,523,468	7,082,808
Deficit from Current Operations	(7,052,245)	(6,173,162)	(5,821,411)
Other Non-Operating Income	635,740	-	-
Gains	-	-	-
Losses	-	-	-
Deficit before Tax	(6,416,505)	(6,173,162)	(5,821,411)
Income Tax Expense	-	-	-
Deficit after Tax	(6,416,505)	(6,173,162)	(5,821,412)
Subsidy from the National Government	-	6,452,000	-
Net Surplus for the Period	(6,416,505)	278,838	(5,821,412)

Prepared by:

Approved by:


MARY SHANE D. SALESALÉ
 Accountant III


ANNABELLE PABIONA DE GUZMAN, MD, FPAFP, MHA, MAMed (UK), CESE
 Director General 

PHILIPPINE INSTITUTE OF TRADITIONAL AND ALTERNATIVE HEALTH CARE
STATEMENT OF FINANCIAL PERFORMANCE
FOR THE YEAR ENDED 2018 - 2020 (December)

	2017 (Audited)	2018 (Audited)	2019 (Audited)
REVENUE			
Service Income	1,685,409	2,184,325	2,980,463
Business Income	21,208,681	7,348,555	4,324,787
Total Revenue	22,894,090	9,532,880	7,305,250
LESS: CURRENT OPERATING EXPENSES			
Personal Services	63,122,411	77,199,673	77,062,659
Maintenance and Other Operating Expenses	60,645,075	63,377,191	53,521,235
Financial Expenses	264,171	12,046	6,950
Direct Costs	8,371,398	1,532,810	49,244
Non-Cash Expenses	9,425,707	10,120,424	9,881,589
Total Current Operating Expenses	141,828,762	152,242,144	140,521,677
Deficit from Current Operations	(118,934,672)	(142,709,264)	(133,216,426)
Other Non-Operating Income	36,275	774,597	208,151
Gains	-	-	-
Losses	(258,775)	(62,204)	(256,582)
Discount and Rebates			(720)
Deficit before Tax	(119,157,172)	(141,996,871)	(133,265,577)
Income Tax Expense	(137,938)	(151,669)	(130,840)
Deficit after Tax	(119,295,110)	(142,148,540)	(133,396,418)
Subsidy from the National Government	116,932,000	103,234,775	168,545,043
Net Surplus for the Period	(2,363,110)	(38,913,765)	35,148,625

Prepared by:

Approved by:


MARY SHANE D. SALESALÉ
 Accountant III


ANNABELLE PABIONA DE GUZMAN, MD, FPAFP, MHA, MAMed (UK), CESE
 Director General 

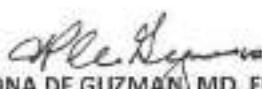

PHILIPPINE INSTITUTE OF TRADITIONAL AND ALTERNATIVE HEALTH CARE
STATEMENT OF FINANCIAL PERFORMANCE
FOR THE YEAR ENDED 2018 - 2020 (May)

	2018 (Audited)	2019 (Tentative)	May 2020 (Tentative)
REVENUE			
Service Income	2,336,688	999,964	683,445
Business Income	1,909,743	1,621,186	1,327,729
Total Revenue	4,246,431	2,621,150	2,011,174
LESS: CURRENT OPERATING EXPENSES			
Personal Services	30,115,375	28,771,511	29,071,520
Maintenance and Other Operating Expenses	15,434,113	14,880,243	4,102,768
Financial Expenses	3,846	-	3,000
Direct Costs	738,025	8,096	176,121
Non-Cash Expenses	4,259,265	3,998,938	3,895,533
Total Current Operating Expenses	50,550,624	47,658,788	37,248,941
Deficit from Current Operations	(46,304,193)	(45,037,638)	(35,237,766)
Other Non-Operating Income	635,740	401	1
Gains	-	-	2,386,853
Losses	-	-	-
Discount and Rebates	-	-	(120)
Deficit before Tax	(45,668,453)	(45,037,237)	(32,851,032)
Income Tax Expense	(53,643)	(15,128)	(68,004)
Deficit after Tax	(45,722,096)	(45,052,365)	(32,919,038)
Subsidy from the National Government	77,433,000	32,262,000	47,978,000
Net Surplus for the Period	31,710,904	(12,790,365)	15,058,962

Prepared by:

Approved by:


MARY SHANE D. SALESALÉ
 Accountant III


ANNABELLE PABIONA DE GUZMAN, MD, FPAFP, MHA, MAMed (UK), CESE
 Director General 

PHILIPPINE INSTITUTE OF TRADITIONAL AND ALTERNATIVE HEALTH CARE
STATEMENT OF FINANCIAL PERFORMANCE
FOR THE YEAR ENDED 2018 - 2020 (April)

	2018 (Audited)	2019 (Tentative)	April 2020 (Tentative)
REVENUE			
Service Income	1,925,381	432,308	675,539
Business Income	1,187,191	1,135,729	1,240,840
Total Revenue	3,112,573	1,568,036	1,916,379
LESS: CURRENT OPERATING EXPENSES			
Personal Services	20,150,494	20,502,192	20,613,399
Maintenance and Other Operating Expenses	11,199,496	9,698,343	3,521,542
Financial Expenses	1,446	-	3,000
Direct Costs	532,714	8,950	175,928
Non-Cash Expenses	3,107,425	3,219,644	3,143,856
Total Current Operating Expenses	34,991,575	33,429,129	27,457,725
Deficit from Current Operations	(31,879,002)	(31,861,093)	(25,541,345)
Other Non-Operating Income	635,740	401	-
Gains	-	-	2,382,303
Losses	-	-	-
Discount and Rebates	-	-	(120)
Deficit before Tax	(31,243,262)	(31,860,692)	(23,159,162)
Income Tax Expense	-	-	-
Deficit after Tax	(31,243,262)	(31,860,692)	(23,159,163)
Subsidy from the National Government	77,433,000	25,810,000	36,257,000
Net Surplus for the Period	46,189,738	(6,050,692)	13,097,837

Prepared by:

Approved by:


MARY SHANE D. SALESALÉ
 Accountant III


ANNABELLE PABIONA DE GUZMAN, MD, FPAFP, MHA, MAMed (UK), CESE
 Director General 

PHILIPPINE INSTITUTE OF TRADITIONAL AND ALTERNATIVE HEALTH CARE
STATEMENT OF FINANCIAL PERFORMANCE
FOR THE YEAR ENDED 2018 - 2020 (March)

	2018 (Audited)	2019 (Tentative)	March 2020 (Tentative)
REVENUE			
Service Income	1,632,239	258,406	675,539
Business Income	848,562	827,157	1,164,907
Total Revenue	2,480,801	1,085,563	1,840,446
LESS: CURRENT OPERATING EXPENSES			
Personal Services	15,200,822	15,618,693	16,657,406
Maintenance and Other Operating Expenses	6,621,731	7,643,525	3,075,605
Financial Expenses	1,406	-	3,000
Direct Costs	434,412	7,601	175,928
Non-Cash Expenses	2,329,530	2,440,414	2,393,591
Total Current Operating Expenses	24,587,901	25,710,232	22,305,531
Deficit from Current Operations	(22,107,100)	(24,624,669)	(20,465,084)
Other Non-Operating Income	635,740	201	-
Gains	-	-	2,376,553
Losses	-	-	-
Discount and Rebates	-	-	(120)
Deficit before Tax	(21,471,360)	(24,624,468)	(18,088,651)
Income Tax Expense	-	-	-
Deficit after Tax	(21,471,360)	(24,624,468)	(18,088,652)
Subsidy from the National Government	-	19,358,000	29,220,000
Net Surplus for the Period	(21,471,360)	(5,266,468)	11,131,348

Prepared by:

Approved by:


MARY SHANE D. SALESALÉ
 Accountant III



ANNABELLE PABIONA DE GUZMAN, MD, FPAFP, MHA, MAMed (UK), CESE
 Director General

PHILIPPINE INSTITUTE OF TRADITIONAL AND ALTERNATIVE HEALTH CARE
STATEMENT OF FINANCIAL PERFORMANCE
FOR THE YEAR ENDED 2018 - 2020 (February)

	2018 (Audited)	2019 (Tentative)	February 2020 (Tentative)
REVENUE			
Service Income	1,026,003	176,256	585,996
Business Income	548,241	549,201	1,041,241
Total Revenue	<u>1,574,244</u>	<u>725,457</u>	<u>1,627,237</u>
LESS: CURRENT OPERATING EXPENSES			
Personal Services	10,266,780	10,563,661	10,731,790
Maintenance and Other Operating Expenses	4,604,415	3,724,578	2,197,314
Financial Expenses	1,156	-	3,000
Direct Costs	354,958	2,498	175,928
Non-Cash Expenses	1,556,950	1,660,864	1,602,500
Total Current Operating Expenses	<u>16,784,258</u>	<u>15,951,601</u>	<u>14,710,532</u>
Deficit from Current Operations	<u>(15,210,014)</u>	<u>(15,226,144)</u>	<u>(13,083,294)</u>
Other Non-Operating Income	635,740	200	-
Gains	-	-	13,200
Losses	-	-	-
Discount and Rebates	-	-	(120)
Deficit before Tax	<u>(14,574,274)</u>	<u>(15,225,944)</u>	<u>(13,070,214)</u>
Income Tax Expense	-	-	-
Deficit after Tax	<u>(14,574,274)</u>	<u>(15,225,944)</u>	<u>(13,070,215)</u>
Subsidy from the National Government	-	12,904,000	14,009,000
Net Surplus for the Period	<u>(14,574,274)</u>	<u>(2,321,944)</u>	<u>938,785</u>

Prepared by:

Approved by:


MARY SHANE D. SALESALÉ
 Accountant III



ANNABELLE PABIONA DE GUZMAN, MD, FPAFP, MHA, MAMed (UK), CESE
 Director General


PHILIPPINE INSTITUTE OF TRADITIONAL AND ALTERNATIVE HEALTH CARE
STATEMENT OF FINANCIAL PERFORMANCE
FOR THE YEAR ENDED 2018 - 2020 (January)

	2018 (Audited)	2019 (Tentative)	January 2020 (Tentative)
REVENUE			
Service Income	404,477	100,250	400,583
Business Income	318,483	250,057	860,814
Total Revenue	722,960	350,306	1,261,397
LESS: CURRENT OPERATING EXPENSES			
Personal Services	4,689,344	4,728,001	5,308,184
Maintenance and Other Operating Expenses	2,159,660	961,911	793,521
Financial Expenses	1,156	-	-
Direct Costs	141,129	1,790	165,928
Non-Cash Expenses	783,916	831,765	815,176
Total Current Operating Expenses	7,775,205	6,523,468	7,082,808
Deficit from Current Operations	(7,052,245)	(6,173,162)	(5,821,411)
Other Non-Operating Income	635,740	-	-
Gains	-	-	-
Losses	-	-	-
Deficit before Tax	(6,416,505)	(6,173,162)	(5,821,411)
Income Tax Expense	-	-	-
Deficit after Tax	(6,416,505)	(6,173,162)	(5,821,412)
Subsidy from the National Government	-	6,452,000	-
Net Surplus for the Period	(6,416,505)	278,838	(5,821,412)

Prepared by:

Approved by:


MARY SHANE D. SALESALÉ
 Accountant III


ANNABELLE PABIONA DE GUZMAN, MD, FPAFP, MHA, MAMed (UK), CESE
 Director General 