

QUARTERLY PHYSICAL REPORT OF OPERATION
As of September 30, 2020

BAR No. 1

Department : Department of Health
 Agency : PITAHC
 Operating Unit :
 Organization Code (UACS) :

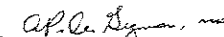
	Current Year Appropriations
	Supplemental Appropriations
	Continuing Appropriations
	Off-Budget Account

Particulars	UACS CODE	Physical Targets					Physical Accomplishments					Variance as of 12.31.16	Remarks
		1st Quarter	2nd Quarter	3rd Quarter	4th Quarter	Total	1st Quarter	2nd Quarter	3rd Quarter	4th Quarter	Total		
1	2	3	4	5	6	7=(3+4+5+6)	8	9	10	11	12=(8+9+10)	13	14
TRADITIONAL AND COMPLEMENTARY MEDICINE DEVELOPMENT PROGRAM													
I. Outcome Indicators													
1. Percentage of researches adopted by the industry		0	0	0	1	1/1 (100%)	0	0	0				
2. Percentage of Certified T&CM practitioners and accredited facilities available to the public.		32	32	32	32	128/128(100%)	32	28	30				
II. Output indicators													
1. Percentage of research projects completed within the last 3 years with results published in recognized journals or presented in local and international conferences.		0	0	2	0	5/6 (80%)	0	0	1				
2. Percentage of research projects completed.		2	3	1	0	6/6 (100%)	2	3	1				
3. Percentage of applications for certification of practitioners and accreditation of clinics and TAHC organizations acted upon within 15 days.		100%	100%	100%	100%	100%	100%	100%	100%				

Prepared by:


EVA A. BELTRAN
 Chief, Management Services Division
 Date: September 30, 2020

Approved by:


DR. ANNABELLE P. DE GUZMAN, MD, FPAFP, MHA, MAMed (UK), CESE
 Director General
 Date: September 30, 2020

QUARTERLY PHYSICAL REPORT OF OPERATION
As of June 30, 2020

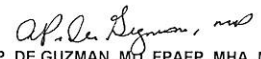
Department : Department of Health
 Agency : PITAHC
 Operating Unit :
 Organization Code (UACS) :

	Current Year Appropriations
	Supplemental Appropriations
	Continuing Appropriations
	Off-Budget Account

Particulars	UACS CODE	Physical Targets					Physical Accomplishments					Variance as of 12.31.16	Remarks
		1st Quarter	2nd Quarter	3rd Quarter	4th Quarter	Total	1st Quarter	2nd Quarter	3rd Quarter	4th Quarter	Total		
1	2	3	4	5	6	7=(3+4+5+6)	8	9	10	11	12=(8+9+10)	13	14
TRADITIONAL AND COMPLEMENTARY MEDICINE DEVELOPMENT PROGRAM													
I. Outcome Indicators													
1. Percentage of researches adopted by the industry		0	0	0	1	1/1 (100%)	0	0					
2. Percentage of Certified T&CM practitioners and accredited facilities available to the public.		32	32	32	32	128/128(100%)	32	28					
II. Output indicators													
1. Percentage of research projects completed within the last 3 years with results published in recognized journals or presented in local and international conferences.		0	0	2	0	5/6 (80%)	0	0					
2. Percentage of research projects completed.		2	3	1	0	6/6 (100%)	2	3					
3. Percentage of applications for certification of practitioners and accreditation of clinics and TAHC organizations acted upon within 15 days.		100%	100%	100%	100%	100%	100%	100%					

Prepared by:

EVA A. BELTRAN
 Chief, Management Services Division
 Date: July 29, 2020

Approved by:

DR. ANNABELLE P. DE GUZMAN, MD, FPAFP, MHA, MAMed (UK), CESE
 Director General
 Date: July 29, 2020

QUARTERLY PHYSICAL REPORT OF OPERATION
As of March 31, 2020


Department : Department of Health _____
 Agency : PITAHC _____
 Operating Unit : _____
 Organization Code (UACS) : _____

	Current Year Appropriations
	Supplemental Appropriations
	Continuing Appropriations
	Off-Budget Account

Particulars	UACS CODE	Physical Targets					Physical Accomplishments					Variance as of 12.31.16	Remarks
		1st Quarter	2nd Quarter	3rd Quarter	4th Quarter	Total	1st Quarter	2nd Quarter	3rd Quarter	4th Quarter	Total		
1	2	3	4	5	6	7=(3+4+5+6)	8	9	10	11	=(8+9+10)	13	14
TRADITIONAL AND COMPLEMENTARY MEDICINE DEVELOPMENT PROGRAM													
I. Outcome Indicators													
1. Percentage of researches adopted by the industry		0	0	0	1	1/1 (100%)	0						
2. Percentage of Certified T&CM practitioners and accredited facilities available to the public.		32	32	32	32	128/128(100%)	32						
II. Output indicators													
1. Percentage of research projects completed within the last 3 years with results published in recognized journals or presented in local and international conferences.		0	0	2	0	5/6 (80%)	0						
2. Percentage of research projects completed.		2	3	1	0	6/6 (100%)	2						
3. Percentage of applications for certification of practitioners and accreditation of clinics and TAHC organizations acted upon within 15 days.		100%	100%	100%	100%	100%	100%						

Prepared by:

EVA A. BELTRAN
 Chief, Management Services Division
 Date: April 29, 2020

Approved by:

DR. ANNABELLE P. DE GUZMAN, MD, FPAFP, MHA, MAMed (UK), CESE
 Director General
 Date: April 29, 2020

QUARTERLY PHYSICAL REPORT OF OPERATION
As of December 31, 2019

Department : Department of Health
 Agency : PITAHC
 Operating Unit : Research and Development Division
 Organization Code (UACS) :

	Current Year Appropriations
	Supplemental Appropriations
	Continuing Appropriations
	Off-Budget Account

Particulars	UACS CODE	Physical Targets					Physical Accomplishments					Variance as of 12.31.16	Remarks
		1st Quarter	2nd Quarter	3rd Quarter	4th Quarter	Total	1st Quarter	2nd Quarter	3rd Quarter	4th Quarter	Total		
1	2	3	4	5	6	7=(3+4+5+6)	8	9	10	11	12=(8+9+10+11)	13	14
TRADITIONAL AND COMPLEMENTARY MEDICINE DEVELOPMENT PROGRAM													
Outcome Indicators													
1. Percentage of researches adopted by the industry		0	0	0	1	(1/1) 100%	0	0	0	1	(1/1) 100%		
2. Percentage of Certified T&CM practitioners and accredited facilities available to the public		30	30	30	31	(121/121) 100%	30	30	30	31	(121/121) 100%		
Output Indicators													
1. Percentage of researche projects completed within the last 3 years with results plubished in recognized journals or presented in local and internation conferences		0	2	1	2	(4/5) 80%	0	5	0	0	5(4/5) 125%		
2. Percentage of research projects completed.		2	3	9	0	(14/14) 100%	3	3	3	5	(14/14) 100%		
3. Percentage of applications for certification of practitioners and accreditation of clinics and TAHC organizations acted upon within 15 days.		100%	100%	100%	100%	100%	75 / 75 (100%)	84/84 (100%)	92/92 (100%)	96/96 (100%)	(347/347) 100%		

Prepared by:

Eva A. Beltran
EVA A. BELTRAN
 Chief, Management Services Division
 Date: January 14, 2020

Approved by:

Dr. Annabelle P. de Guzman
DR. ANNABELLE P. DE GUZMAN, MD, FPAFP, MHA, MAMed (UK), CESE
 Director General
 Date: January 14, 2020