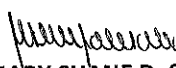


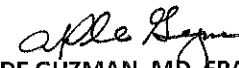

**PHILIPPINE INSTITUTE OF TRADITIONAL AND ALTERNATIVE HEALTH CARE**  
**STATEMENT OF FINANCIAL PERFORMANCE**  
**FOR THE YEAR ENDED 2017 - 2019 (November)**

	2017 (Audited)	2018 (Audited)	November 2019 (Tentative)
<b>REVENUE</b>			
Service Income	1,628,191	1,802,389	2,975,579
Business Income	20,682,030	7,014,006	3,880,215
<b>Total Revenue</b>	<b>22,310,222</b>	<b>8,816,394</b>	<b>6,855,794</b>
<b>LESS: CURRENT OPERATING EXPENSES</b>			
Personal Services	55,468,338	62,175,802	67,366,985
Maintenance and Other Operating Expenses	25,114,259	43,299,583	45,202,769
Financial Expenses	262,421	8,446	6,950
Direct Costs	8,414,618	1,517,817	33,286
Non-Cash Expenses	6,927,765	9,032,904	8,694,838
<b>Total Current Operating Expenses</b>	<b>96,187,401</b>	<b>116,034,553</b>	<b>121,304,827</b>
<b>Deficit from Current Operations</b>	<b>(73,877,179)</b>	<b>(107,218,158)</b>	<b>(114,449,033)</b>
Other Non-Operating Income	16,051	757,759	197,951
Gains	-	-	-
Losses	(215,292)	(25,454)	(256,582)
<b>Deficit before Tax</b>	<b>(74,076,420)</b>	<b>(106,485,853)</b>	<b>(114,507,664)</b>
Income Tax Expense	(89,607)	(109,594)	(86,673)
<b>Deficit after Tax</b>	<b>(74,166,027)</b>	<b>(106,595,447)</b>	<b>(114,594,338)</b>
Subsidy from the National Government	27,755,000	126,433,000	98,020,000
<b>Net Surplus for the Period</b>	<b>(46,411,027)</b>	<b>19,837,553</b>	<b>(16,574,338)</b>

Prepared by:

Approved by:

  
**MARY SHANE D. SALESALÉ**  
 Accountant III


  
**ANNABELLE PABIONA DE GUZMAN, MD, FPAFP, MHA, MAMed (UK), CESE**  
 Director General 



**PHILIPPINE INSTITUTE OF TRADITIONAL AND ALTERNATIVE HEALTH CARE**  
**STATEMENT OF FINANCIAL PERFORMANCE**  
**FOR THE YEAR ENDED 2017 - 2019 (October)**

	2017 (Audited)	2018 (Audited)	October 2019 (Tentative)
<b>REVENUE</b>			
Service Income	1,608,891	1,145,813	2,706,250
Business Income	20,042,317	6,691,861	2,673,166
<b>Total Revenue</b>	<b>21,651,208</b>	<b>7,837,674</b>	<b>5,379,416</b>
<b>LESS: CURRENT OPERATING EXPENSES</b>			
Personal Services	47,509,165	54,041,488	58,137,942
Maintenance and Other Operating Expenses	18,142,177	40,955,787	39,416,466
Financial Expenses	62,969	7,946	6,550
Direct Costs	8,192,571	1,469,949	26,043
Non-Cash Expenses	6,177,765	8,206,469	7,878,727
<b>Total Current Operating Expenses</b>	<b>80,084,646</b>	<b>104,681,639</b>	<b>105,465,727</b>
<b>Deficit from Current Operations</b>	<b>(58,433,438)</b>	<b>(96,843,964)</b>	<b>(100,086,310)</b>
Other Non-Operating Income	16,053	657,759	25,451
Gains	-	-	-
Losses	(215,292)	(25,454)	(112,411)
<b>Deficit before Tax</b>	<b>(58,632,677)</b>	<b>(96,211,660)</b>	<b>(100,173,270)</b>
Income Tax Expense	(86,487)	(72,423)	(51,380)
<b>Deficit after Tax</b>	<b>(58,719,165)</b>	<b>(96,284,083)</b>	<b>(100,224,651)</b>
Subsidy from the National Government	27,755,000	126,433,000	83,232,000
<b>Net Surplus for the Period</b>	<b>(30,964,165)</b>	<b>30,148,917</b>	<b>(16,992,651)</b>

Prepared by:

Approved by:

  
**MARY SHANE D. SALESALÉ**  
 Accountant III


  
**ANNABELLE PABIONA DE GUZMAN, MD, FPAFP, MHA, MAMed (UK), CESE**  
 Director General 


**PHILIPPINE INSTITUTE OF TRADITIONAL AND ALTERNATIVE HEALTH CARE**  
**STATEMENT OF FINANCIAL PERFORMANCE**  
**FOR THE YEAR ENDED 2017 - 2019 (August)**

	2017 (Audited)	2018 (Audited)	August 2019 (Tentative)
<b>REVENUE</b>			
Service Income	1,201,479	897,617	2,104,221
Business Income	19,217,041	5,453,709	2,344,185
<b>Total Revenue</b>	<b>20,418,519</b>	<b>6,351,326</b>	<b>4,448,406</b>
<b>LESS: CURRENT OPERATING EXPENSES</b>			
Personal Services	38,679,903	43,064,377	47,217,383
Maintenance and Other Operating Expenses	33,520,011	34,881,332	32,332,826
Financial Expenses	61,469	7,446	6,550
Direct Costs	8,022,440	1,295,030	18,827
Non-Cash Expenses	4,700,768	6,479,894	6,327,324
<b>Total Current Operating Expenses</b>	<b>84,984,590</b>	<b>85,728,078</b>	<b>85,902,909</b>
<b>Deficit from Current Operations</b>	<b>(64,566,071)</b>	<b>(79,376,752)</b>	<b>(81,454,502)</b>
Other Non-Operating Income	16,051	657,159	451
Gains	-	-	-
Losses	-	(25,454)	(112,411)
<b>Deficit before Tax</b>	<b>(64,550,020)</b>	<b>(78,745,047)</b>	<b>(81,566,462)</b>
Income Tax Expense	(86,487)	(72,423)	(51,380)
<b>Deficit after Tax</b>	<b>(64,636,507)</b>	<b>(78,817,470)</b>	<b>(81,617,843)</b>
Subsidy from the National Government	27,755,000	103,234,775	68,540,000
<b>Net Surplus for the Period</b>	<b>(36,881,507)</b>	<b>24,417,305</b>	<b>(13,077,843)</b>

Prepared by:

Approved by:

  
**MARY SHANE D. SALESALÉ**  
 Accountant III


  
**ANNABELLE PABIONA DE GUZMAN, MD, FPAFP, MHA, MAMed (UK), CESE**  
 Director General


**PHILIPPINE INSTITUTE OF TRADITIONAL AND ALTERNATIVE HEALTH CARE**  
**STATEMENT OF FINANCIAL PERFORMANCE**  
**FOR THE YEAR ENDED 2017 - 2019 (June)**

	2017 (Audited)	2018 (Audited)	June 2019 (Tentative)
<b>REVENUE</b>			
Service Income	1,676,409	715,550	1,382,165
Business Income	21,208,681	3,604,075	1,802,842
<b>Total Revenue</b>	<b>22,885,090</b>	<b>4,319,625</b>	<b>3,185,007</b>
<b>LESS: CURRENT OPERATING EXPENSES</b>			
Personal Services	64,741,691	33,000,790	36,567,852
Maintenance and Other Operating Expenses	54,575,277	16,715,033	19,426,575
Financial Expenses	264,171	4,096	3,000
Direct Costs	8,371,398	744,328	8,628
Non-Cash Expenses	9,287,805	4,720,236	4,776,636
<b>Total Current Operating Expenses</b>	<b>137,240,342</b>	<b>55,184,483</b>	<b>60,782,691</b>
<b>Deficit from Current Operations</b>	<b>(114,355,252)</b>	<b>(50,864,858)</b>	<b>(57,597,683)</b>
Other Non-Operating Income	36,275	635,740	1,071
Gains	-	-	-
Losses	(258,775)	-	-
<b>Deficit before Tax</b>	<b>(114,577,752)</b>	<b>(50,229,118)</b>	<b>(57,596,612)</b>
Income Tax Expense	(137,938)	(53,643)	(15,128)
<b>Deficit after Tax</b>	<b>(114,715,690)</b>	<b>(50,282,761)</b>	<b>(57,611,741)</b>
Subsidy from the National Government	116,932,000	77,433,000	38,716,000
<b>Net Surplus for the Period</b>	<b>2,216,310</b>	<b>27,150,239</b>	<b>(18,895,741)</b>

Prepared by:

Approved by:

  
**MARY SHANE D. SALESALÉ**  
 Accountant III


  
**ANNABELLE PABIONA DE GUZMAN, MD, FPAFP, MHA, MAMed (UK), CESE**  
 Director General


**PHILIPPINE INSTITUTE OF TRADITIONAL AND ALTERNATIVE HEALTH CARE**  
**STATEMENT OF FINANCIAL PERFORMANCE**  
**FOR THE YEAR ENDED 2017 - 2019 (March)**

	2017 (Audited)	2018 (Audited)	March 2019 (Tentative)
<b>REVENUE</b>			
Service Income	672,862	543,565	267,571
Business Income	8,833,483	1,937,237	817,993
<b>Total Revenue</b>	<b>9,506,345</b>	<b>2,480,801</b>	<b>1,085,563</b>
<b>LESS: CURRENT OPERATING EXPENSES</b>			
Personal Services	13,435,355	15,200,822	15,618,693
Maintenance and Other Operating Expenses	18,270,118	6,621,731	7,547,015
Financial Expenses	2,150	1,406	-
Direct Costs	3,619,276	434,412	7,601
Non-Cash Expenses	2,164,101	2,329,530	2,440,414
<b>Total Current Operating Expenses</b>	<b>37,490,999</b>	<b>24,587,901</b>	<b>25,613,722</b>
<b>Deficit from Current Operations</b>	<b>(27,984,655)</b>	<b>(22,107,100)</b>	<b>(24,528,158)</b>
Other Non-Operating Income	-	635,740	201
Gains	-	-	-
Losses	-	-	-
<b>Deficit before Tax</b>	<b>(27,984,655)</b>	<b>(21,471,360)</b>	<b>(24,527,957)</b>
Income Tax Expense	-	-	-
<b>Deficit after Tax</b>	<b>(27,984,655)</b>	<b>(21,471,360)</b>	<b>(24,527,958)</b>
Subsidy from the National Government	27,755,000	-	19,358,000
<b>Net Surplus for the Period</b>	<b>(229,655)</b>	<b>(21,471,360)</b>	<b>(5,169,958)</b>

Prepared by:

Approved by:

  
**MARY SHANE D. SALESALÉ**  
 Accountant III

  
**ANNABELLE PABIONA DE GUZMAN, MD, FPAFP, MHA, MAMed (UK), CESE**  
 Director General