

**PHILIPPINE INSTITUTE OF TRADITIONAL AND ALTERNATIVE HEALTH CARE**


**STATEMENT OF FINANCIAL POSITION**


As at Year 2017 - 2019 (November)

	2017 Audited	2018 Audited	November 2019 Tentative
<b>ASSETS</b>			
<b>Current Assets</b>			
Cash and Cash Equivalents	78,327,101	146,725,744	12,524,874
Financial Assets	-	-	90,000,000
Receivables	46,675,512	70,220,038	4,899,947
Inventories	18,708,598	13,532,179	13,739,687
Other Current Assets	37,387,808	3,566,647	4,134,569
<b>Total Current Assets</b>	<b>181,099,019</b>	<b>234,044,608</b>	<b>125,299,078</b>
<b>Non-Current Assets</b>			
Property, Plant and Equipment - Net	101,431,488	102,693,941	102,175,669
Intangible Assets	11,327,687	66,615,653	85,585,124
Other Non-Current Assets	224,832	503,155	40,020
<b>Total Non-Current Assets</b>	<b>112,984,007</b>	<b>169,812,750</b>	<b>187,800,813</b>
<b>TOTAL ASSETS</b>	<b>294,083,026</b>	<b>403,857,359</b>	<b>313,099,891</b>
<b>LIABILITIES</b>			
<b>Current Liabilities</b>			
Financial Liabilities	5,245,835	29,881,110	37,435,161
Inter-Agency Payables	4,807,113	5,531,096	3,659,803
Trust Liabilities	3,165,597	3,449,516	3,724,423
Deferred Credits/Unearned Income	96,403	99,676	123,376
Other Payables	154,446	159,944	198,964
<b>Total Current Liabilities</b>	<b>13,469,394</b>	<b>39,121,341</b>	<b>45,141,729</b>
<b>Non-Current Liabilities</b>			
Total Non-Current Liabilities	-	-	-
<b>TOTAL LIABILITIES</b>	<b>13,469,394</b>	<b>39,121,341</b>	<b>45,141,729</b>
<b>TOTAL ASSETS LESS TOTAL LIABILITIES</b>	<b>280,613,632</b>	<b>364,736,017</b>	<b>267,958,162</b>
<b>NET ASSETS/EQUITY</b>			
Government Equity	280,613,632	364,736,017	267,958,162
<b>TOTAL NET ASSETS/EQUITY</b>	<b>280,613,632</b>	<b>364,736,017</b>	<b>267,958,162</b>

Prepared by:

Approved by:

  
**MARY SHANE D. SALESALÉ**  
 Accountant III

  
**ANNABELLE PABIONA DE GUZMAN, MD, FPAFP, MHA, MAMed (UK), CESE**  
 Director General

**PHILIPPINE INSTITUTE OF TRADITIONAL AND ALTERNATIVE HEALTH CARE**


**STATEMENT OF FINANCIAL POSITION**


As at Year 2017 - 2019 (October)

	2017 Audited	2018 Audited	October 2019 Tentative
<b>ASSETS</b>			
<b>Current Assets</b>			
Cash and Cash Equivalents	99,364,454	142,668,437	20,851,547
Financial Assets	-	-	90,000,000
Receivables	48,093,837	83,956,234	4,882,517
Inventories	18,901,293	13,482,827	13,676,833
Other Current Assets	29,307,326	3,658,608	4,103,675
<b>Total Current Assets</b>	<b>195,666,910</b>	<b>243,766,107</b>	<b>133,514,572</b>
<b>Non-Current Assets</b>			
Property, Plant and Equipment - Net	102,097,543	103,137,876	104,039,856
Intangible Assets	11,327,687	66,615,653	87,998,402
Other Non-Current Assets	224,832	503,155	280,391
<b>Total Non-Current Assets</b>	<b>113,650,062</b>	<b>170,256,685</b>	<b>192,318,649</b>
<b>TOTAL ASSETS</b>	<b>309,316,972</b>	<b>414,022,792</b>	<b>325,833,222</b>
<b>LIABILITIES</b>			
<b>Current Liabilities</b>			
Financial Liabilities	5,386,775	29,944,279	42,075,276
Inter-Agency Payables	3,908,568	5,358,123	3,719,091
Trust Liabilities	3,165,597	3,444,553	3,706,723
Deferred Credits/Unearned Income	91,976	74,476	92,676
Other Payables	148,109	156,979	178,130
<b>Total Current Liabilities</b>	<b>12,701,024</b>	<b>38,978,410</b>	<b>49,771,897</b>
<b>Non-Current Liabilities</b>			
Total Non-Current Liabilities	-	-	-
<b>TOTAL LIABILITIES</b>	<b>12,701,024</b>	<b>38,978,410</b>	<b>49,771,897</b>
<b>TOTAL ASSETS LESS TOTAL LIABILITIES</b>	<b>296,615,948</b>	<b>375,044,382</b>	<b>276,061,325</b>
<b>NET ASSETS/EQUITY</b>			
Government Equity	296,615,948	375,044,382	276,061,325
<b>TOTAL NET ASSETS/EQUITY</b>	<b>296,615,948</b>	<b>375,044,382</b>	<b>276,061,325</b>

Prepared by:

Approved by:

  
**MARY SHANE D. SALESALE**  
 Accountant III


  
**ANNABELLE PABIONA DE GUZMAN, MD, FPAFP, MHA, MAMed (UK), CESE**  
 Director General


**PHILIPPINE INSTITUTE OF TRADITIONAL AND ALTERNATIVE HEALTH CARE**  
**STATEMENT OF FINANCIAL POSITION**  
As at Year 2017 - 2019 (August)

ASSETS	2017 Audited	2018 Audited	August 2019 Tentative
<b>Current Assets</b>			
Cash and Cash Equivalents	111,709,292	143,816,693	25,629,609
Financial Assets	-	-	90,000,000
Receivables	52,546,195	77,366,914	5,393,623
Inventories	19,139,231	13,690,221	13,602,898
Other Current Assets	25,350,458	3,484,700	4,026,765
<b>Total Current Assets</b>	<b>208,745,175</b>	<b>238,358,528</b>	<b>138,652,895</b>
<b>Non-Current Assets</b>			
Property, Plant and Equipment - Net	102,677,343	104,840,952	99,887,548
Intangible Assets	11,327,687	67,772,600	84,148,084
Other Non-Current Assets	224,832	503,155	4,343,026
<b>Total Non-Current Assets</b>	<b>114,229,862</b>	<b>173,116,708</b>	<b>188,378,658</b>
<b>TOTAL ASSETS</b>	<b>322,975,037</b>	<b>411,475,236</b>	<b>327,031,553</b>
<b>LIABILITIES</b>			
<b>Current Liabilities</b>			
Financial Liabilities	6,027,431	32,041,739	42,489,811
Inter-Agency Payables	3,531,110	5,857,862	3,546,104
Trust Liabilities	3,450,299	3,382,494	3,827,164
Deferred Credits/Unearned Income	174,193	102,805	390,962
Other Payables	157,328	156,979	195,630
<b>Total Current Liabilities</b>	<b>13,340,361</b>	<b>41,541,878</b>	<b>50,449,671</b>
<b>Non-Current Liabilities</b>			
Total Non-Current Liabilities	-	-	-
<b>TOTAL LIABILITIES</b>	<b>13,340,361</b>	<b>41,541,878</b>	<b>50,449,671</b>
<b>TOTAL ASSETS LESS TOTAL LIABILITIES</b>	<b>309,634,676</b>	<b>369,933,358</b>	<b>276,581,882</b>
<b>NET ASSETS/EQUITY</b>			
Government Equity	309,634,676	369,933,358	276,581,882
<b>TOTAL NET ASSETS/EQUITY</b>	<b>309,634,676</b>	<b>369,933,358</b>	<b>276,581,882</b>

Prepared by:

Approved by:

  
**MARY SHANE D. SALESALÉ**  
Accountant III


  
**ANNABELLE PABIONA DE GUZMAN, MD, FPAFP, MHA, MAMed (UK), CESE**  
Director General


**PHILIPPINE INSTITUTE OF TRADITIONAL AND ALTERNATIVE HEALTH CARE**  
**STATEMENT OF FINANCIAL POSITION**  
As at Year 2017 - 2019 (June)

ASSETS	2017 Audited	2018 Audited	June 2019 Tentative
<b>Current Assets</b>			
Cash and Cash Equivalents	152,826,058	126,368,574	114,369,923
Financial Assets	-	-	-
Receivables	53,661,698	92,600,202	5,086,557
Inventories	17,214,525	14,814,500	13,253,017
Other Current Assets	10,490,186	3,450,558	3,821,764
<b>Total Current Assets</b>	<b>234,192,467</b>	<b>237,233,834</b>	<b>136,531,263</b>
<b>Non-Current Assets</b>			
Property, Plant and Equipment - Net	102,415,220	102,109,026	102,609,742
Intangible Assets	57,319,371	76,915,249	83,847,644
Other Non-Current Assets	435,661	2,688,865	512,571
<b>Total Non-Current Assets</b>	<b>160,170,252</b>	<b>181,713,140</b>	<b>186,969,957</b>
<b>TOTAL ASSETS</b>	<b>394,362,719</b>	<b>418,946,974</b>	<b>323,501,219</b>
<b>LIABILITIES</b>			
<b>Current Liabilities</b>			
Financial Liabilities	36,691,707	36,989,030	43,964,691
Inter-Agency Payables	4,241,843	5,223,993	4,045,966
Trust Liabilities	1,217,181	3,855,279	3,352,651
Deferred Credits/Unearned Income	1,275,572	55,401	122,166
Other Payables	190,305	156,979	195,630
<b>Total Current Liabilities</b>	<b>43,616,608</b>	<b>46,280,682</b>	<b>51,681,104</b>
<b>Non-Current Liabilities</b>			
Total Non-Current Liabilities	-	-	-
<b>TOTAL LIABILITIES</b>	<b>43,616,608</b>	<b>46,280,682</b>	<b>51,681,104</b>
<b>TOTAL ASSETS LESS TOTAL LIABILITIES</b>	<b>350,746,111</b>	<b>372,666,292</b>	<b>271,820,115</b>
<b>NET ASSETS/EQUITY</b>			
Government Equity	350,746,111	372,666,292	271,820,115
<b>TOTAL NET ASSETS/EQUITY</b>	<b>350,746,111</b>	<b>372,666,292</b>	<b>271,820,115</b>

Prepared by:

Approved by:

  
**MARY SHANE D. SALESALÉ**  
Accountant III


  
**ANNABELLE PABIONA DE GUZMAN, MD, FPAFP, MHA, MAMed (UK), CESE**  
Director General


**PHILIPPINE INSTITUTE OF TRADITIONAL AND ALTERNATIVE HEALTH CARE**  
**STATEMENT OF FINANCIAL POSITION**  
As at Year 2017 - 2019 (March)

	2017 Audited	2018 Audited	March 2019 Tentative
<b>ASSETS</b>			
<b>Current Assets</b>			
Cash and Cash Equivalents	152,703,332	139,999,501	24,606,342
Financial Assets	-	-	100,304,100
Receivables	54,385,364	36,692,100	5,875,822
Inventories	23,311,887	15,778,967	13,004,367
Other Current Assets	21,258,832	3,915,772	4,043,682
<b>Total Current Assets</b>	<b>251,659,415</b>	<b>196,386,339</b>	<b>147,834,313</b>
<b>Non-Current Assets</b>			
Property, Plant and Equipment - Net	100,102,440	100,614,954	101,817,719
Intangible Assets	11,327,687	62,998,139	86,027,725
Other Non-Current Assets	250,944	435,661	1,025,831
<b>Total Non-Current Assets</b>	<b>111,681,071</b>	<b>164,048,754</b>	<b>188,871,275</b>
<b>TOTAL ASSETS</b>	<b>363,340,484</b>	<b>360,435,093</b>	<b>336,705,588</b>
<b>LIABILITIES</b>			
<b>Current Liabilities</b>			
Financial Liabilities	9,890,886	28,093,022	44,270,221
Inter-Agency Payables	3,674,495	5,322,021	3,424,248
Trust Liabilities	3,001,027	3,606,050	3,327,159
Deferred Credits/Unearned Income	74,674	53,476	150,466
Other Payables	224,942	175,027	216,341
<b>Total Current Liabilities</b>	<b>16,866,024</b>	<b>37,249,595</b>	<b>51,388,436</b>
<b>Non-Current Liabilities</b>			
Total Non-Current Liabilities	-	-	-
<b>TOTAL LIABILITIES</b>	<b>16,866,024</b>	<b>37,249,595</b>	<b>51,388,436</b>
<b>TOTAL ASSETS LESS TOTAL LIABILITIES</b>	<b>346,474,460</b>	<b>323,185,498</b>	<b>285,317,152</b>
<b>NET ASSETS/EQUITY</b>			
Government Equity	346,474,460	323,185,498	285,317,152
<b>TOTAL NET ASSETS/EQUITY</b>	<b>346,474,460</b>	<b>323,185,498</b>	<b>285,317,152</b>

Prepared by:

Approved by:

  
**MARY SHANE D. SALESALÉ**  
Accountant III

  
**ANNABELLE PABIONA DE GUZMAN, MD, FPAFP, MHA, MAMed (UK), CESE**  
Director General 