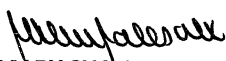



PHILIPPINE INSTITUTE OF TRADITIONAL AND ALTERNATIVE HEALTH CARE
STATEMENT OF FINANCIAL POSITION
As at Year 2016 - 2018

ASSETS	2016 Audited	2017 Audited	2018 Audited
Current Assets			
Cash and Cash Equivalents	26,357,104	22,838,058	40,834,424
Financial assets	123,137,260	130,000,000	100,304,100
Receivables	30,469,304	20,657,848	5,760,004
Inventories	24,398,108	17,226,725	12,947,748
Other Current Assets	26,947,989	10,509,169	3,712,482
Total Current Assets	231,309,765	201,231,800	163,558,758
Non-Current Assets			
Property, Plant and Equipment - Net	101,961,256	102,275,168	104,259,045
Intangible Assets	11,327,687	57,319,371	87,549,932
Other Non-Current Assets	224,162	435,661	486,131
Total Non-Current Assets	113,513,106	160,030,200	192,295,108
TOTAL ASSETS	344,822,870	361,262,000	355,853,866
LIABILITIES			
Current Liabilities			
Financial Liabilities	16,898,362	41,174,408	59,153,080
Inter-Agency Payables	3,409,163	4,241,843	3,357,881
Trust Liabilities	678,340	1,217,181	1,943,071
Deferred Credits/Unearned Income	722,903	1,275,572	95,676
Other Payables	195,301	190,305	216,341
Total Current Liabilities	21,904,069	48,099,309	64,766,049
Non-Current Liabilities			
Total Non-Current Liabilities	-	-	-
TOTAL LIABILITIES	21,904,069	48,099,309	64,766,049
TOTAL ASSETS LESS TOTAL LIABILITIES	322,918,801	313,162,691	291,087,817
NET ASSETS/EQUITY			
Government Equity	322,918,801	313,162,691	291,087,817
TOTAL NET ASSETS/EQUITY	322,918,801	313,162,691	291,087,817

Prepared by:

Approved by:



MARY SHANE D. SALESALÉ
Accountant III


ANNABELLE PABIONA DE GUZMAN, MD, FPAFP, MHA, MAMed (UK), CESE
Director General


PHILIPPINE INSTITUTE OF TRADITIONAL AND ALTERNATIVE HEALTH CARE
STATEMENT OF FINANCIAL POSITION
As at Year 2016 - 2018 (November)

	2016 Audited	2017 Audited	2018 (November) Tentative
ASSETS			
Current Assets			
Cash and Cash Equivalents	151,990,836	78,327,101	146,725,744
Receivables	29,150,650	46,675,512	70,220,038
Inventories	25,292,872	18,708,598	13,532,179
Other Current Assets	26,869,079	37,387,808	3,566,647
Total Current Assets	233,303,437	181,099,019	234,044,609
Non-Current Assets			
Property, Plant and Equipment - Net	105,758,333	101,431,488	102,693,941
Intangible Assets	11,327,687	11,327,687	66,615,653
Other Non-Current Assets	505,234	224,832	503,155
Total Non-Current Assets	117,591,255	112,984,007	169,812,750
TOTAL ASSETS	350,894,691	294,083,026	403,857,360
LIABILITIES			
Current Liabilities			
Financial Liabilities	7,438,399	5,245,835	29,881,110
Inter-Agency Payables	3,535,643	4,807,113	5,531,096
Trust Liabilities	2,489,156	3,165,597	3,449,516
Deferred Credits/Unearned Income	1,422,797	96,403	99,676
Other Payables	178,899	154,446	159,944
Total Current Liabilities	15,064,894	13,469,394	39,121,342
Non-Current Liabilities			
Total Non-Current Liabilities	-	-	-
TOTAL LIABILITIES	15,064,894	13,469,394	39,121,342
TOTAL ASSETS LESS TOTAL LIABILITIES	335,829,797	280,613,632	364,736,017
NET ASSETS/EQUITY			
Government Equity	335,829,797	280,613,632	364,736,017
TOTAL NET ASSETS/EQUITY	335,829,797	280,613,632	364,736,017

Prepared by:


MARY SHANE D. SALESALÉ
Accountant III


Approved by:


ANNABELLE PABIONA DE GUZMAN, MD, PPAFP, MHA, MAMed (UK), CESE
Director General


PHILIPPINE INSTITUTE OF TRADITIONAL AND ALTERNATIVE HEALTH CARE
STATEMENT OF FINANCIAL POSITION
As at Year 2016 - 2018 (September)

	2016 Audited	2017 Audited	2018 (September) Tentative
ASSETS			
Current Assets			
Cash and Cash Equivalents	165,139,508	105,798,676	145,282,759
Receivables	20,641,525	49,105,665	92,366,098
Inventories	28,486,453	18,604,907	13,513,162
Other Current Assets	26,595,767	30,030,223	3,463,367
Total Current Assets	240,863,253	203,539,470	254,625,388
Non-Current Assets			
Property, Plant and Equipment - Net	105,669,696	102,848,603	103,971,777
Intangible Assets	11,327,687	11,327,687	67,772,600
Other Non-Current Assets	406,549	224,832	503,155
Total Non-Current Assets	117,403,932	114,401,122	172,247,533
TOTAL ASSETS	358,267,186	317,940,592	426,872,921
LIABILITIES			
Current Liabilities			
Financial Liabilities	7,376,905	5,161,212	32,088,213
Inter-Agency Payables	4,432,529	3,897,739	5,246,290
Trust Liabilities	2,454,906	3,585,597	3,382,494
Deferred Credits/Unearned Income	291,667	111,155	55,401
Other Payables	186,881	151,012	156,979
Total Current Liabilities	14,742,888	12,906,714	40,929,378
Non-Current Liabilities			
Total Non-Current Liabilities	-	-	-
TOTAL LIABILITIES	14,742,888	12,906,714	40,929,378
TOTAL ASSETS LESS TOTAL LIABILITIES	343,524,298	305,033,877	385,943,542
NET ASSETS/EQUITY			
Government Equity	343,524,298	305,033,877	385,943,542
TOTAL NET ASSETS/EQUITY	343,524,298	305,033,877	385,943,542

Prepared by:


MARY SHANE D. SALESALÉ
Accountant III

Approved by:



ANNABELLE PABIONA DE GUZMAN, MD, FPAFP, MHA, MAMed (UK), CESE
Director General


PHILIPPINE INSTITUTE OF TRADITIONAL AND ALTERNATIVE HEALTH CARE
STATEMENT OF FINANCIAL PERFORMANCE
FOR THE YEAR ENDED 2016 - 2018 (September)

	2016 (Audited)	2017 (Audited)	2018 (September) (Tentative)
REVENUE			
Service Income	1,334,364	1,462,470	1,038,964
Business Income	33,115,118	19,646,486	6,112,090
Total Revenue	34,449,482	21,108,956	7,151,054
LESS: CURRENT OPERATING EXPENSES			
Personal Services	37,491,952	43,103,143	47,651,788
Maintenance and Other Operating Expenses	17,008,613	35,151,808	37,284,061
Financial Expenses	10,160	62,969	7,696
Direct Costs	14,241,512	8,141,382	1,423,333
Non-Cash Expenses	5,872,258	5,426,706	7,349,069
Total Current Operating Expenses	74,624,495	91,886,007	93,715,947
Deficit from Current Operations	(40,175,013)	(70,777,051)	(86,564,892)
Other Non-Operating Income	304,603	16,051	657,259
Gains	24,000	-	-
Losses		(215,292)	(25,454)
Deficit before Tax	(39,846,409)	(70,976,292)	(85,933,087)
Income Tax Expense	(228,844)	(86,487)	(72,423)
Deficit after Tax	(40,075,254)	(71,062,779)	(86,005,511)
Subsidy from the National Government	28,555,000	27,755,000	126,433,000
Net Surplus for the Period	(11,520,254)	(43,307,779)	40,427,489

Prepared by:

Approved by:


MARY SHANE D. SALESALÉ
 Accountant III



ANNABELLE PABIONA DE GUZMAN, MD, FPAFP, MHA, MAMed (UK), CESE
 Director General


PHILIPPINE INSTITUTE OF TRADITIONAL AND ALTERNATIVE HEALTH CARE
STATEMENT OF FINANCIAL POSITION
As at Year 2016 - 2018 (June)

ASSETS	2016 Audited	2017 Audited	2018 (June) Tentative
Current Assets			
Cash and Cash Equivalents	149,348,495	152,826,058	126,368,574
Receivables	56,078,153	53,661,698	92,600,202
Inventories	24,407,108	17,214,525	14,814,500
Other Current Assets	26,947,988	10,490,186	3,450,558
Total Current Assets	256,781,744	234,192,467	237,233,834
Non-Current Assets			
Property, Plant and Equipment - Net	101,916,346	102,415,220	102,109,026
Intangible Assets	11,327,687	57,319,371	76,915,249
Other Non-Current Assets	269,072	435,661	2,688,865
Total Non-Current Assets	113,513,105	160,170,252	181,713,140
TOTAL ASSETS	370,294,849	394,362,719	418,946,974
LIABILITIES			
Current Liabilities			
Financial Liabilities	16,741,912	36,691,707	36,989,030
Inter-Agency Payables	3,426,593	4,241,843	5,223,993
Trust Liabilities	678,340	1,217,181	3,855,279
Deferred Credits/Unearned Income	722,903	1,275,572	55,401
Other Payables	195,301	190,305	156,979
Total Current Liabilities	21,765,049	43,616,608	46,280,682
Non-Current Liabilities			
Total Non-Current Liabilities	-	-	-
TOTAL LIABILITIES	21,765,049	43,616,608	46,280,682
TOTAL ASSETS LESS TOTAL LIABILITIES	348,529,800	350,746,111	372,666,292
NET ASSETS/EQUITY			
Government Equity	348,529,800	350,746,111	372,666,292
TOTAL NET ASSETS/EQUITY	348,529,800	350,746,111	372,666,292

Prepared by:

Approved by:


MARY SHANE D. SALESALÉ
Accountant III


ANNABELLE PABIONA DE GUZMAN, MD, FPAFP, MHA, MAMed (UK), CESE
Director General