




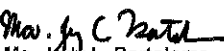
QUARTERLY PHYSICAL REPORT OF OPERATION  
As of September 30, 2016


Department : Department of Health  
 Agency : PITAHC  
 Operating Unit :  
 Organization Code (UACS) :

|   |                             |
|---|-----------------------------|
| X | Current Year Appropriations |
|   | Supplemental Appropriations |
|   | Continuing Appropriations   |
|   | Off-Budget Account          |

| Particulars  | UACS CODE | Physical Targets |             |             |             |             | Physical Accomplishments |             |             |             |                | Variance as of 09.30.16 | Remarks |
|--|-----------|------------------|-------------|-------------|-------------|-------------|--------------------------|-------------|-------------|-------------|----------------|-------------------------|---------|
|  |           | 1st Quarter      | 2nd Quarter | 3rd Quarter | 4th Quarter | Total       | 1st Quarter              | 2nd Quarter | 3rd Quarter | 4th Quarter | Total          |                         |         |
| 1  | 2         | 3                | 4           | 5           | 6           | 7=(3+4+5+6) | 8                        | 9           | 10          | 11          | 12=(8+9+10+11) | 13                      | 14      |
| Part B   |           |                  |             |             |             |             |                          |             |             |             |                |                         |         |
| Major Programs/Projects  |           |                  |             |             |             |             |                          |             |             |             |                |                         |         |
| KRA No. 1 - Anti-Corruption, Transparent, Accountable and Participatory Governance |           |                  |             |             |             |             |                          |             |             |             |                |                         |         |
| Program Budgeting: Education Program   |           |                  |             |             |             |             |                          |             |             |             |                |                         |         |
| MPP  |           |                  |             |             |             |             |                          |             |             |             |                |                         |         |
| Target 1   |           |                  |             |             |             |             |                          |             |             |             |                |                         |         |
| Target 2   |           |                  |             |             |             |             |                          |             |             |             |                |                         |         |
| ...  |           |                  |             |             |             |             |                          |             |             |             |                |                         |         |
| Other Major Programs and Projects  |           |                  |             |             |             |             |                          |             |             |             |                |                         |         |
| PAP  |           |                  |             |             |             |             |                          |             |             |             |                |                         |         |
| Target 1   |           |                  |             |             |             |             |                          |             |             |             |                |                         |         |
| Target 2   |           |                  |             |             |             |             |                          |             |             |             |                |                         |         |
| ...  |           |                  |             |             |             |             |                          |             |             |             |                |                         |         |
| ...continue down to the last PAP   |           |                  |             |             |             |             |                          |             |             |             |                |                         |         |
| ...continue down to the last Program Budgeting                                     |           |                  |             |             |             |             |                          |             |             |             |                |                         |         |
| ...continue down to the last KRA   |           |                  |             |             |             |             |                          |             |             |             |                |                         |         |

Prepared by:  
  
 EVA A. BELTRAN  
 Planning Officer V  
 Date: 10.26.16

In coordination with:  
  
 Ma. Joy C. Bartolome  
 Budget Officer III  
 Date : 10.26.16

Approved by:  
  
 DR. FRANCIS VICENTE S. RAS  
 OIC-DIRECTOR GENERAL  
 Date: 10.26.16

**SUMMARY OF APPROPRIATIONS, ALLOTMENTS, OBLIGATIONS, DISBURSEMENTS AND BALANCES**  
As of the Quarter Ending September 30, 2016

Department : Department of Health  
 Agency : PITAHC  
 Operating Unit :  
 Organization Code (UACS) :  
 Funding Source Code (as clustered) :  
 (e.g. Old Fund Code: 101,102, 151)

|   |                             |
|---|-----------------------------|
| X | Current Year Appropriations |
|   | Supplemental Appropriations |
|   | Continuing Appropriations   |

| Particulars   | UACS CODE | Appropriations              |   |                            | Allotments             |   |                | Current Year Obligations |                                 |                    |                   |                    | Current Year Disbursements |                          |                    |                   |                    | Balances          |                          |                              |                          |   |                                  |
|---|-----------|-----------------------------|---|----------------------------|------------------------|---|----------------|--------------------------|---------------------------------|--------------------|-------------------|--------------------|----------------------------|--------------------------|--------------------|-------------------|--------------------|-------------------|--------------------------|------------------------------|--------------------------|---|----------------------------------|
|   |           | Authorized<br>Appropriation | Adjustments<br>(To)/From,<br>Realignment) | Adjusted<br>Appropriations | Allotments<br>Received | Adjustments<br>(Withdrawal,<br>Realignment) | Transfer<br>To | Transfer<br>From         | Adjusted<br>Total<br>Allotments | 1st<br>Quarter     | 2nd<br>Quarter    | 3rd<br>Quarter     | 4th<br>Quarter             | Total                    | 1st<br>Quarter     | 2nd<br>Quarter    | 3rd<br>Quarter     | 4th<br>Quarter    | Total                    | Unreleased<br>Appropriations | Unobligated<br>Allotment | Unpaid Obligations<br>(15-20) = (23+24) |                                  |
|   |           |                             |   |                            |                        |   |                |                          |                                 | Ending<br>March 31 | Ending<br>June 30 | Ending<br>Sept. 30 | Ending<br>Dec. 31          |                          | Ending<br>March 31 | Ending<br>June 30 | Ending<br>Sept. 30 | Ending<br>Dec. 31 |                          |                              |                          | Due and<br>Demandable                   | Not Yet Due<br>and<br>Demandable |
| 1   | 2         | 3                           | 4   | 5=(3+4)                    | 6                      | 7   | 8              | 9                        | 10=[(6+<br>(-)-7)<br>-8+9]      | 11                 | 12                | 13                 | 14                         | 15=(11+<br>12+13+<br>14) | 16                 | 17                | 18                 | 19                | 20=(16<br>+17+18<br>+19) | 21=(5-10)                    | 22=(10-<br>15)           | 23                                      | 24                               |
| <b>SUMMARY</b>  |           |                             |   |                            |                        |   |                |                          |                                 |                    |                   |                    |                            |                          |                    |                   |                    |                   |                          |                              |                          |   |                                  |
| <b>A. AGENCY SPECIFIC BUDGET</b>                          |           |                             |   |                            |                        |   |                |                          |                                 |                    |                   |                    |                            |                          |                    |                   |                    |                   |                          |                              |                          |   |                                  |
| Personnel Services  |           | 55,646                      | 0   | 55,646                     | 28,555                 | 0   | 0              | 0                        | 28,555                          | 14,290             | 9,630             | 4,635              | 0                          | 28,555                   | 6,288              | 9,749             | 7,630              | 0                 | 23,666                   | 27,091                       | 0                        | 0                                       | 0                                |
| Salaries and Wages - Regular                              |           | 0                           | 0   | 0                          | 0                      | 0   | 0              | 0                        | 0                               | 0                  | 0                 | 0                  | 0                          | 0                        | 0                  | 0                 | 0                  | 0                 | 0                        | 0                            | 0                        | 0                                       | 0                                |
| <i>Continue down to the last object of expenditure...</i> |           |                             |   |                            |                        |   |                |                          |                                 |                    |                   |                    |                            |                          |                    |                   |                    |                   |                          |                              |                          |   |                                  |
| Maintenance & Other Operating Expenses                    |           | 55,646                      | 0   | 55,646                     | 28,555                 | 0   | 0              | 0                        | 28,555                          | 14,290             | 9,630             | 4,635              | 0                          | 28,555                   | 6,288              | 9,749             | 7,630              | 0                 | 23,666                   | 230                          | 0                        | 0                                       | 4,889                            |
| Training Expenses   |           | 10,646                      |   | 10,646                     | 3,750                  | 0   | 0              | 0                        | 3,750                           | 1,250              | 1,250             | 1,250              | 0                          | 3,750                    | 794                | 984               | 806                | 0                 | 2,584                    | 0                            | 0                        | 0                                       | 1,166                            |
| Research and Development Expenses                         |           | 44,000                      |   | 44,000                     | 24,035                 | 0   | 0              | 0                        | 24,035                          | 12,840             | 8,045             | 3,150              | 0                          | 24,035                   | 5,271              | 8,597             | 6,504              | 0                 | 20,371                   | 0                            | 0                        | 0                                       | 3,664                            |
| Other Maintenance and Operating expenses                  |           | 1,000                       |   | 1,000                      | 770                    | 0   | 0              | 0                        | 770                             | 200                | 335               | 235                | 0                          | 770                      | 222                | 168               | 320                | 0                 | 711                      | 230                          | 0                        | 0                                       | 59                               |
| <i>Continue down to the last object of expenditure...</i> |           |                             |   |                            |                        |   |                |                          |                                 |                    |                   |                    |                            |                          |                    |                   |                    |                   |                          |                              |                          |   |                                  |

**SUMMARY OF APPROPRIATIONS, ALLOTMENTS, OBLIGATIONS, DISBURSEMENTS AND BALANCES**  
As of the Quarter Ending September 30, 2016

Department : Department of Health  
 Agency : PITAHC  
 Operating Unit : \_\_\_\_\_  
 Organization Code (UACS) : \_\_\_\_\_  
 Funding Source Code (as clustered) : \_\_\_\_\_  
 (e.g. Old Fund Code: 101,102, 151)

|   |                             |
|---|-----------------------------|
| X | Current Year Appropriations |
|   | Supplemental Appropriations |
|   | Continuing Appropriations   |

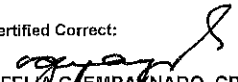
| Particulars   | UACS CODE | Appropriations           |   |                         | Allotments          |                                       |             |               |                           | Current Year Obligations |                |                 |                |                  | Current Year Disbursements |                |                 |                |                  | Balances                  |                       |                                      |                            |
|---|-----------|--------------------------|---|-------------------------|---------------------|---------------------------------------|-------------|---------------|---------------------------|--------------------------|----------------|-----------------|----------------|------------------|----------------------------|----------------|-----------------|----------------|------------------|---------------------------|-----------------------|--------------------------------------|----------------------------|
|   |           | Authorized Appropriation | Adjustments (Transfer To)/From, Realignment | Adjusted Appropriations | Allotments Received | Adjustments (Withdrawal, Realignment) | Transfer To | Transfer From | Adjusted Total Allotments | 1st Quarter              | 2nd Quarter    | 3rd Quarter     | 4th Quarter    | Total            | 1st Quarter                | 2nd Quarter    | 3rd Quarter     | 4th Quarter    | Total            | Unreleased Appropriations | Unobligated Allotment | Unpaid Obligations (15-20) = (23+24) |                            |
|   |           |                          |   |                         |                     |                                       |             |               |                           | Ending March 31          | Ending June 30 | Ending Sept. 30 | Ending Dec. 31 |                  | Ending March 31            | Ending June 30 | Ending Sept. 30 | Ending Dec. 31 |                  |                           |                       | Due and Demandable                   | Not Yet Due and Demandable |
| 1   | 2         | 3                        | 4   | 5=(3+4)                 | 6                   | 7                                     | 8           | 9             | 10=[{6+(-)7}-8+9]         | 11                       | 12             | 13              | 14             | 15=(11+12+13+14) | 16                         | 17             | 18              | 19             | 20=(16+17+18+19) | 21=(5-10)                 | 22=(10-15)            | 23                                   | 24                         |
| <b>Financial Expenses</b>                                 |           | 0                        | 0   | 0                       | 0                   | 0                                     | 0           | 0             | 0                         | 0                        | 0              | 0               | 0              | 0                | 0                          | 0              | 0               | 0              | 0                | 0                         | 0                     | 0                                    | 0                          |
| Bank Charges  |           | 0                        | 0   | 0                       | 0                   | 0                                     | 0           | 0             | 0                         | 0                        | 0              | 0               | 0              | 0                | 0                          | 0              | 0               | 0              | 0                | 0                         | 0                     | 0                                    | 0                          |
| <i>Continue down to the last object of expenditure...</i> |           |                          |   |                         |                     |                                       |             |               |                           |                          |                |                 |                |                  |                            |                |                 |                |                  |                           |                       |                                      |                            |
| <b>Capital Outlays</b>                                    |           | 0                        | 0   | 0                       | 0                   | 0                                     | 0           | 0             | 0                         | 0                        | 0              | 0               | 0              | 0                | 0                          | 0              | 0               | 0              | 0                | 0                         | 0                     | 0                                    | 0                          |
| <b>Property, Plant and Equipment Outlay</b>               |           |                          |   |                         |                     |                                       |             |               |                           |                          |                |                 |                |                  |                            |                |                 |                |                  |                           |                       |                                      |                            |
| Buildings and Other Structures Outlay                     |           | 0                        | 0   | 0                       | 0                   | 0                                     | 0           | 0             | 0                         | 0                        | 0              | 0               | 0              | 0                | 0                          | 0              | 0               | 0              | 0                | 0                         | 0                     | 0                                    | 0                          |
| Machinery and Equipment Outlay                            |           | 0                        | 0   | 0                       | 0                   | 0                                     | 0           | 0             | 0                         | 0                        | 0              | 0               | 0              | 0                | 0                          | 0              | 0               | 0              | 0                | 0                         | 0                     | 0                                    | 0                          |
| <i>Continue down to the last object of expenditure...</i> |           |                          |   |                         |                     |                                       |             |               |                           |                          |                |                 |                |                  |                            |                |                 |                |                  |                           |                       |                                      |                            |
| <b>B. AUTOMATIC APPROPRIATIONS</b>                        |           | 0                        | 0   | 0                       | 0                   | 0                                     | 0           | 0             | 0                         | 0                        | 0              | 0               | 0              | 0                | 0                          | 0              | 0               | 0              | 0                | 0                         | 0                     | 0                                    | 0                          |
| Retirement and Life Insurance Premium                     |           |                          |   |                         |                     |                                       |             |               |                           |                          |                |                 |                |                  |                            |                |                 |                |                  |                           |                       |                                      |                            |
| Specify allotment class/object of expenditures            |           |                          |   |                         |                     |                                       |             |               |                           |                          |                |                 |                |                  |                            |                |                 |                |                  |                           |                       |                                      |                            |
| Customs Duties and Taxes                                  |           |                          |   |                         |                     |                                       |             |               |                           |                          |                |                 |                |                  |                            |                |                 |                |                  |                           |                       |                                      |                            |
| Specify allotment class/object of expenditures            |           |                          |   |                         |                     |                                       |             |               |                           |                          |                |                 |                |                  |                            |                |                 |                |                  |                           |                       |                                      |                            |
| <i>Continue down to the last object of expenditure...</i> |           |                          |   |                         |                     |                                       |             |               |                           |                          |                |                 |                |                  |                            |                |                 |                |                  |                           |                       |                                      |                            |
| <b>C. SPECIAL PURPOSE FUNDS</b>                           |           | 0                        | 0   | 0                       | 0                   | 0                                     | 0           | 0             | 0                         | 0                        | 0              | 0               | 0              | 0                | 0                          | 0              | 0               | 0              | 0                | 0                         | 0                     | 0                                    | 0                          |
| Miscellaneous Personnel Benefits Fund                     |           |                          |   |                         |                     |                                       |             |               |                           |                          |                |                 |                |                  |                            |                |                 |                |                  |                           |                       |                                      |                            |
| Specify allotment class/object of expenditures            |           |                          |   |                         |                     |                                       |             |               |                           |                          |                |                 |                |                  |                            |                |                 |                |                  |                           |                       |                                      |                            |
| Pension and Gratuity Fund                                 |           |                          |   |                         |                     |                                       |             |               |                           |                          |                |                 |                |                  |                            |                |                 |                |                  |                           |                       |                                      |                            |
| Specify allotment class/object of expenditures            |           |                          |   |                         |                     |                                       |             |               |                           |                          |                |                 |                |                  |                            |                |                 |                |                  |                           |                       |                                      |                            |
| <i>Continue down to the last object of expenditure...</i> |           |                          |   |                         |                     |                                       |             |               |                           |                          |                |                 |                |                  |                            |                |                 |                |                  |                           |                       |                                      |                            |
| <b>GRAND TOTAL</b>  |           | <b>55,646</b>            | <b>0</b>                                    | <b>55,646</b>           | <b>28,555</b>       | <b>0</b>                              | <b>0</b>    | <b>0</b>      | <b>28,555</b>             | <b>14,290</b>            | <b>9,630</b>   | <b>4,635</b>    | <b>0</b>       | <b>28,555</b>    | <b>6,288</b>               | <b>9,749</b>   | <b>7,630</b>    | <b>0</b>       | <b>23,666</b>    | <b>27,091</b>             | <b>0</b>              | <b>0</b>                             | <b>0</b>                   |


|   |  |   |
|---|--|---|
| <p><b>Certified Correct:</b></p> <p><i>Ma. Jovy L. Bartolome</i><br/>                 Ma. Jovy L. Bartolome<br/>                 Budget Officer<br/>                 Date: 10.26.16</p> | <p><b>Recommending Approval:</b></p> <p><i>OFELIA G. EMPAYNADO</i><br/>                 OFELIA G. EMPAYNADO, CPA, MBA<br/>                 Chief Financial Management Specialist<br/>                 Date: 10.26.16</p> | <p><b>Approved By:</b></p> <p><i>Francis Vicente S. Ras</i><br/>                 DR. FRANCIS VICENTE S. RAS<br/>                 OIC-Director General<br/>                 Date: 10.26.16</p> |
|---|--|---|

REPORT OF DISBURSEMENTS  
For the Calendar Year 2016

Department : Department of Health  
 Agency : PITAHC  
 Operating Unit :  
 Organization Code (UACS) :  
 Funding Source Code (as clustered):  
 (e.g. Old Fund Code: 101,102, 151)

| PARTICULARS   | CURRENT YEAR BUDGET |        |          |    |             | PRIOR YEAR'S BUDGET           |       |          |    |               |                                 |      |          |    |                  |            | SUB-TOTAL | TRUST LIABILITIES |      |    |               | GRAND TOTAL |        |          |    |                  | Remarks |  |
|---|---------------------|--------|----------|----|-------------|-------------------------------|-------|----------|----|---------------|---------------------------------|------|----------|----|------------------|------------|-----------|-------------------|------|----|---------------|-------------|--------|----------|----|------------------|---------|--|
|   | PS                  | MOOE   | Fin. Exp | CO | TOTAL       | PRIOR YEAR'S ACCOUNTS PAYABLE |       |          |    |               | CURRENT YEAR'S ACCOUNTS PAYABLE |      |          |    |                  | TOTAL      |           | PS                | MOOE | CO | TOTAL         | PS          | MOOE   | Fin. Exp | CO | TOTAL            |         |  |
|   |                     |        |          |    |             | PS                            | MOOE  | Fin. Exp | CO | Sub-Total     | PS                              | MOOE | Fin. Exp | CO | Sub-Total        |            |           |                   |      |    |               |             |        |          |    |                  |         |  |
| 1   | 2                   | 3      | 4        | 5  | 6=(2+3+4+5) | 7                             | 8     | 9        | 10 | 11=(7+8+9+10) | 12                              | 13   | 14       | 15 | 16=(12+13+14+15) | 17=(11+16) | 18=(6+17) | 19                | 20   | 21 | 22=(19+20+21) | 23          | 24     | 25       | 26 | 27=(23+24+25+26) | 28      |  |
| Notice of Cash Allocation (NCA)<br>MDS Checks Issued<br>Advice to Debit Account<br>Working Fund (NCA issued to BTr)<br>Tax Remittance Advices Issued (TRA)<br>Cash Disbursement Ceiling (CDC)<br>Non-Cash Availment Authority (NCAA)<br>Others (CDT, BTr Docs Stamp, etc.)<br>TOTAL | 0                   | 23,666 | 0        | 0  | 23,666      | 0                             | 9,451 | 0        | 0  | 9,451         | 0                               | 0    | 0        | 0  | 0                | 9,451      | 33,117    | 0                 | 0    | 0  | 0             | 0           | 33,117 | 0        | 0  | 0                | 33,117  |  |

Certified Correct:  
  
 OFELIA G. EMPAYNADO, CPA, MBA  
 Chief Financial Management Specialist  
 Date: 10.26.16

Approved By:  
  
 DR. FRANCIS VICENTE S. RAS  
 OIC-Director General  
 Date: 10.26.16